



公司简介 Biref introduction

江苏飞越车辆部件有限公司专业生产客车用空调出风口系列；顶灯、通道顶灯系列；行李架支腿系列；安全顶窗、换气扇、换气天窗系列；轮罩系列；车用应急控制阀、吊环、安全锤系列；校车停车指示牌系列；车用锁具、拉手系列；车用急救箱系列；聚氨酯自结皮发泡系列等内饰件，各类产品共有1000多种型号。

公司始建于2002年，现占地18000平方米，建筑面积约20000平方米，拥有成套注塑、冲压、发泡成型、线束加工、产品性能试验、模具加工等设备。

本公司技术开发力量雄厚，生产工艺先进，检验手段完善。质量管理通过ISO/TS16949:2009与3C认证，天窗产品已通过欧盟认证。

公司交通十分便利，紧临京沪、沪宁高铁，距沪宁高速公路丹阳出口16Km、距常州机场25Km。公司秉承“质量第一，用户至上”的宗旨，竭诚欢迎国内外新老客户光临我公司。

Jiangsu Feiyue Auto Parts Co., Ltd. is specialized in bus air outlet, ceiling lamp, channel ceiling lamp, luggage rack leg, roof hatch, aeration fan, aeration roof hatch, wheel cover, emergency door control valve, handle, life hammer, school bus stop sign, lock, handrail, first aid kit, polyurethane self crust foaming series interior parts. All kinds of products have more than 10hundred types.

Our company was established in 2002, covers 18,000 square meters, building area of 20,000 square meters. Has an entirety facility of injection mould, stamping, foaming mould, wire machining, test for product s function, mould fabrication and so on.

Our company has a strong capacity in technology development, an advanced technology in manufacture and a complete method in testing. The quality management has passed by the ISO/TS16949:2009 and CCC identification, also the roof hatch has passed by the EU identification.

Our company has the convenient traffic, which is close to Beijing-Shanghai and Shanghai-Nanjing high-speed rail, less than 16km from Shanghai-Nanjing expressway and from 25km Changzhou Airport. Jiangsu Feiyue believes that "Quality first, Users first" purpose, sincerely welcome new and old customers to visit and negotiate business!





江苏飞越
JIANGSU FEIYUE

以人为本
共谋发展
以市场为导向
以质量占领市场



装配车间



注塑车间3



装配车间一角



注塑车间2



注塑车间4 (6300克注塑机)



注塑车间1



半成品仓库



FY910A 安全顶窗 FY910A safety ceiling window



FY910B 安全顶窗 FY910B safety ceiling winc



FY910C 安全顶窗 FY910C safety ceiling window



FY990A/B 安全顶窗 FY990A/B safety ceiling window

型号	外形尺寸	车顶开孔尺寸	功能特性
FY910A安全顶窗	907X680X147	829X602X4-R83	前后开启, 具有安全出口功能, 面罩封闭式, 无电动换气功能
FY910B安全顶窗	907X680X147	829X602X4-R83	前后开启, 具有安全出口功能, 面罩格栅式, 带电动换气功能, 内可置夜间小灯
FY910C安全顶窗	907X680X147	829X602X4-R83	前后开启, 具有安全出口功能, 面罩可调节旋钮式, 带电动换气功能, 内可置夜间小灯
FY990A安全顶窗	1061X637X154	982X557X4-R48	前后开启, 具有安全出口功能, 面罩自然通风, 无电动换气功能
FY990B安全顶窗	1061X637X154	982X557X4-R48	前后开启, 具有安全出口功能, 面罩自然通风, 带电动换气功能



F770A 安全顶窗 FY770A safety ceiling window



F770B 安全顶窗 FY770B safety ceiling window



FY770C 安全顶窗 FY770C safety ceiling window



FY970A/B 安全顶窗 FY970A/B safety ceiling window

型号	外形尺寸	车顶开孔尺寸	功能特性
FY770A安全顶窗	870X618X154	782X530X4-R94	前后开启, 具有安全出口功能, 面罩封闭式, 无电动换气功能
FY770B安全顶窗	870X618X154	782X530X4-R94	前后开启, 具有安全出口功能, 面罩格栅式, 带电动换气功能
FY770C安全顶窗	870X618X154	782X530X4-R94	前后开启, 具有安全出口功能, 面罩可调节旋钮式, 带电动换气功能
FY970A安全顶窗	982X642X155	888X548X4-R31	前后开启, 具有安全出口功能, 面罩自然通风, 无电动换气功能
FY970B安全顶窗	982X642X155	888X548X4-R31	前后开启, 具有安全出口功能, 面罩自然通风, 带电动换气功能



FY760A 安全顶窗
FY760A safety ceiling window
开孔尺寸: 675 × 483 外框尺寸: 760 × 565



FY760B 安全顶窗
FY760B safety ceiling window
开孔尺寸: 675 × 483 外框尺寸: 760 × 565



FY350 双开通风天窗
FY350 double open ventilation skylight
开孔尺寸: 502 × 262 外框尺寸: 565 × 325



FY650 双开通风天窗
FY650 double open ventilation skylight
开孔尺寸: 610 × 380 外框尺寸: 686 × 460



FY22-2000-1 城市公交车天窗
FY22-2000-1 city bus skylight
开孔尺寸: 610 × 288 外框尺寸: 775 × 378



FY650 单开通风天窗
FY650 single open ventilation skylight
开孔尺寸: 610 × 380 外框尺寸: 686 × 460



FY860A 安全顶窗
FY860A safety ceiling window
开孔尺寸: 855 × 500 外框尺寸: 950 × 585



FY700D 安全顶窗
FY700D safety ceiling window
开孔尺寸: 600 × 600 外框尺寸: 700 × 700



FY350 玻璃通风天窗
FY350 glass ventilation skylight
开孔尺寸: 557 × 327 外框尺寸: 590 × 360



FY650 玻璃通风天窗
FY650 glass ventilation skylight
开孔尺寸: 610 × 380 外框尺寸: 650 × 420



FY880A 安全顶窗
FY880A safety ceiling window
开孔尺寸: 782 × 500 外框尺寸: 866 × 584



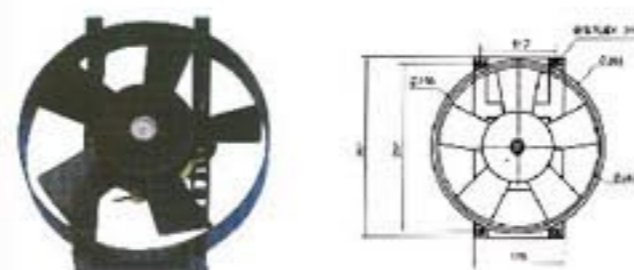
FY880B 安全顶窗
FY880B safety ceiling window
开孔尺寸: 782 × 500 外框尺寸: 866 × 584



FY360 换气扇
FY360 aeration fan



FY200 微型换气扇
FY200 minisize aeration fan
适合房车使用



FY250 电子扇
FY250 electron fan



24V brushless motor
for roof hatch
24V天窗无刷电机

24V brush motor
for roof hatch
24V天窗有刷电机



前 (Front) 后 (Rear)

FY570A 注塑尼龙轮罩 (支架固定)
FY570A plastic injected nylon wheel cover
适用轮毂尺寸: 22.5 IN
外形尺寸前轮: $\Phi 570 \times 114$ 外形尺寸后轮: $\Phi 570 \times 54$



前 (Front) 后 (Rear)

FY590A 注塑尼龙轮罩 (支架固定)
FY590A plastic injected nylon wheel cover
适用轮毂尺寸: 22.5 IN
外形尺寸前轮: $\Phi 590 \times 103$ 外形尺寸后轮: $\Phi 590 \times 50$



前 (Front) 后 (Rear)

6127 注塑尼龙轮罩 (分左右对称件) (支架固定)
6127 plastic injected nylon wheel cover
适用轮毂尺寸: 22.5 IN
外形尺寸前轮: $\Phi 590 \times 116$ 外形尺寸后轮: $\Phi 595 \times 56$



前 (Front) 后 (Rear)

6125 注塑尼龙轮罩 (支架固定)
6125 plastic injected nylon wheel cover
适用轮毂尺寸: 22.5 IN
外形尺寸前轮: $\Phi 595 \times 110$ 外形尺寸后轮: $\Phi 595 \times 50$



前 (Front) 后 (Rear)

6858 注塑尼龙轮罩 (支架固定)
6858 plastic injected nylon wheel cover
适用轮毂尺寸: 22.5 IN
外形尺寸前轮: $\Phi 580 \times 117$ 外形尺寸后轮: $\Phi 580 \times 60$



前 (Front) 后 (Rear)

6107 注塑尼龙轮罩 (支架固定)
6107 plastic injected nylon wheel cover
适用轮毂尺寸: 22.5 IN
外形尺寸前轮: $\Phi 590 \times 120$ 外形尺寸后轮: $\Phi 590 \times 57$



前 (Front) 后 (Rear)

FY460 注塑尼龙轮罩 (支架固定)
FY460 plastic injected nylon wheel cover
适用轮毂尺寸: 17.5/17 IN
外形尺寸前轮: $\Phi 458 \times 106$ 外形尺寸后轮: $\Phi 458 \times 55$



前 (Front) 后 (Rear)

FY410 注塑轮罩 (支架固定)
FY410 plastic injected wheel cover
适用轮毂尺寸: 16.5 IN
外形尺寸前轮: $\Phi 409 \times 88$ 外形尺寸后轮: $\Phi 408 \times 83$



前 (Front) 后 (Rear)

6122 注塑尼龙轮罩 (钢丝固定)
6122 plastic injected nylon wheel cover (steel wire fixed)
适用轮毂尺寸: 22.5 IN
外形尺寸前轮: $\Phi 595 \times 110$ 外形尺寸后轮: $\Phi 595 \times 49$



FY590B 注塑尼龙前轮罩 (支架固定) (BRT快速公交用)
FY590B plastic injected nylon wheel cover
适用轮毂尺寸: 22.5 IN
外形尺寸前轮: $\Phi 590 \times 117$



前轮 (Front wheel cover)
外形尺寸: $\Phi 687 \times 69$



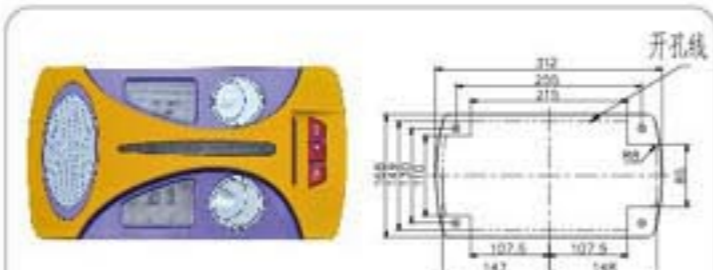
FY600 注塑轮罩 (钢丝固定)
FY600 plastic injected wheel cover (steel wire fixed)
中轮 (Middle wheel cover)
外形尺寸: $\Phi 597 \times 91$



后轮 (Rear wheel cover)
外形尺寸: $\Phi 597 \times 19$



FY298 出风口
FY298 wind outlet



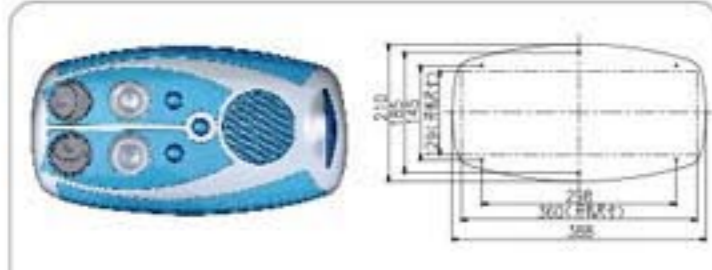
FY308A 出风口
FY308A wind outlet



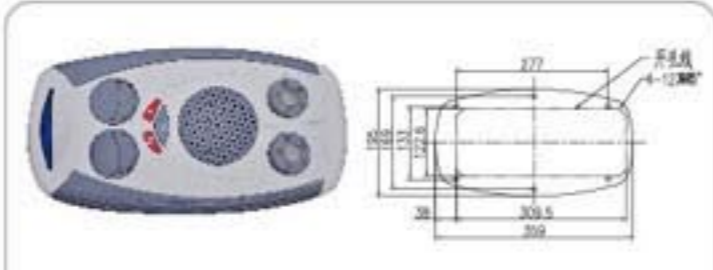
FY368A 出风口
FY368A wind outlet



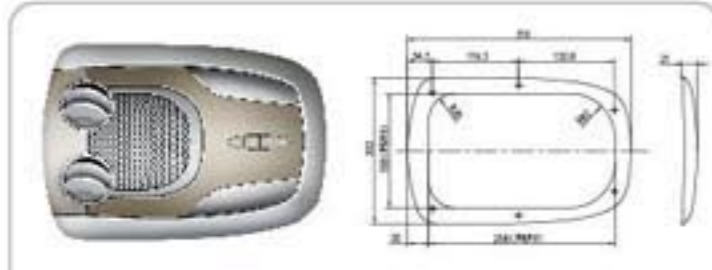
FY368B 出风口
FY368B wind outlet



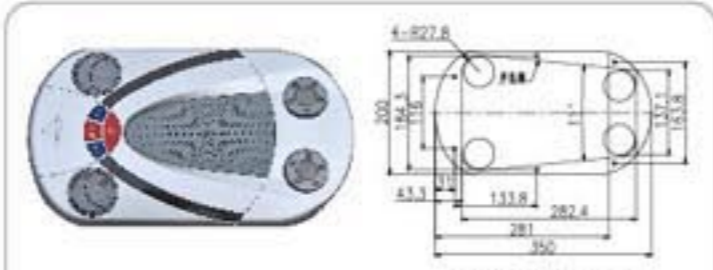
FY380A 豪华型出风口
FY380A luxury wind outlet



FY380C 型出风口
FY380C wind outlet

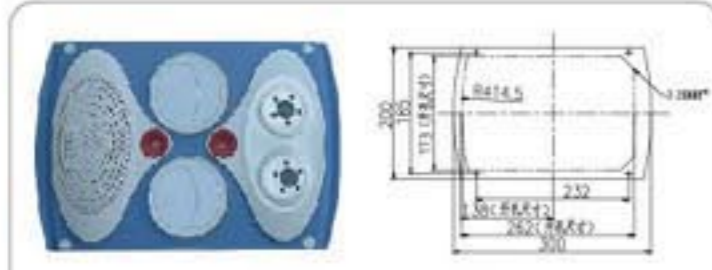


FY308B 出风口
FY308B wind outlet

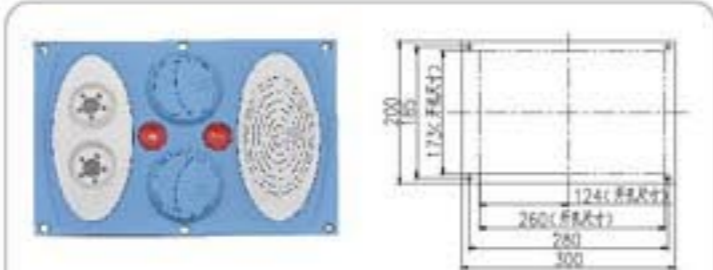


FY6120A 出风口 (平面卡簧安装)
FY6120A wind outlet

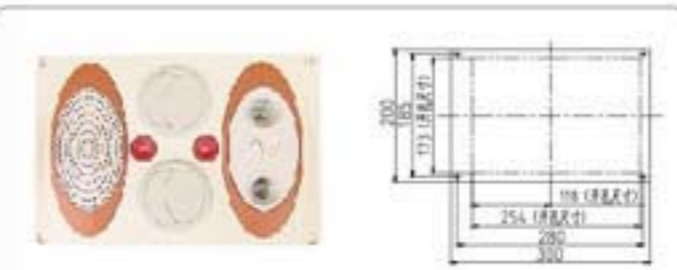
FY6120B 出风口 (弧面R1000螺钉安装)
FY6120B wind outlet



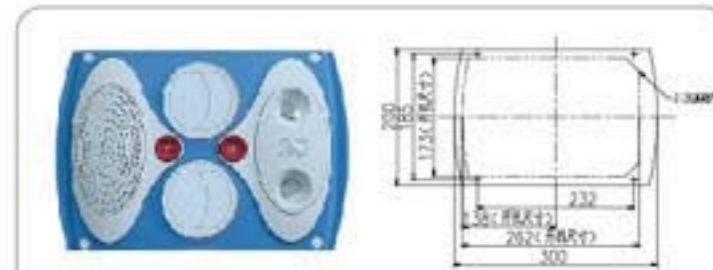
FY300C 型出风口 (带射灯)
FY300C wind outlet (With searchlights)



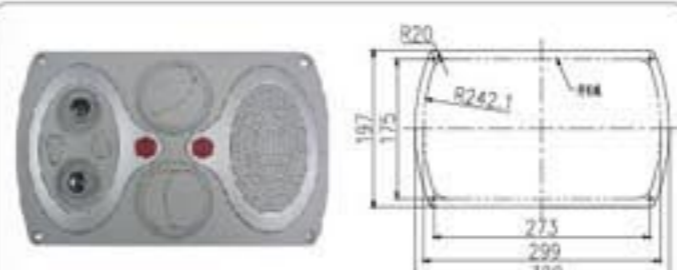
FY300B 型出风口 (带射灯)
FY300B wind outlet (With searchlights)



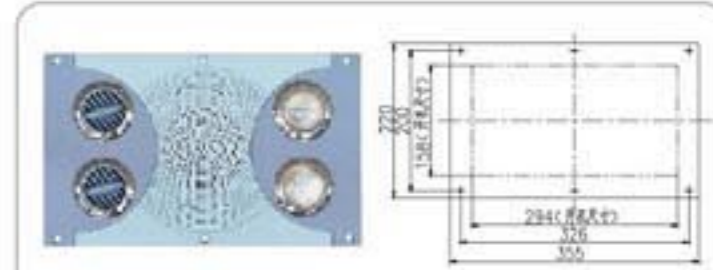
FY300B 带灯出风口
FY300B wind outlet with lamp



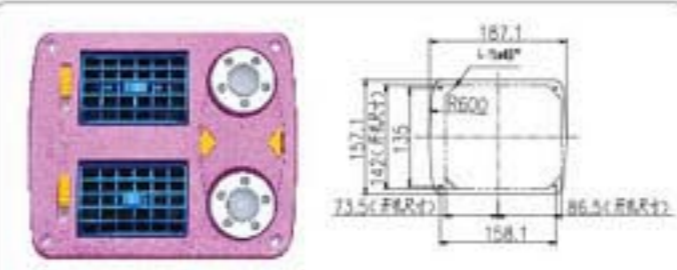
FY300C 型出风口
FY300C wind outlet



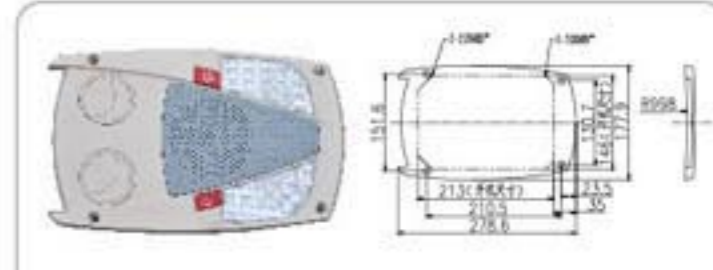
FY318 型出风口
FY318 wind outlet



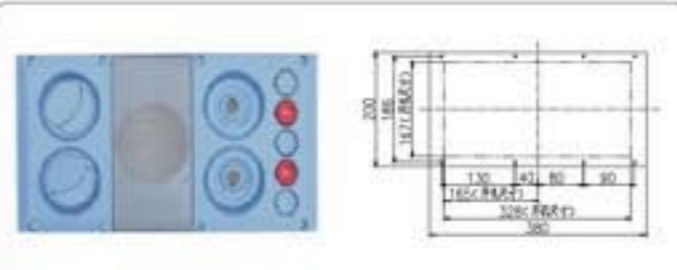
FY350D 型出风口
FY350D wind outlet



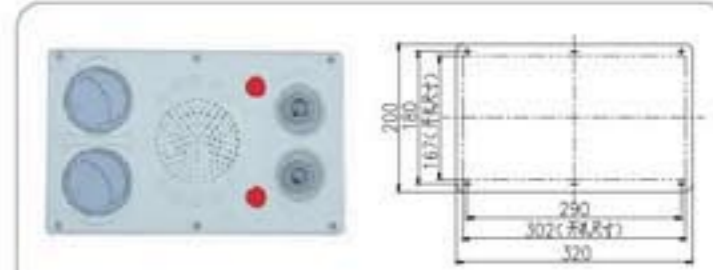
FY188 型出风口
FY188 wind outlet



FY160C 型出风口
FY160C wind outlet



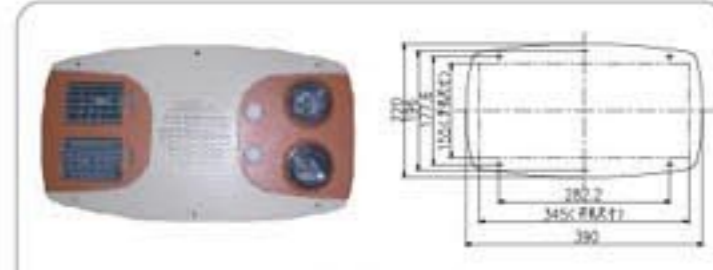
FY380B 型出风口
FY380B wind outlet



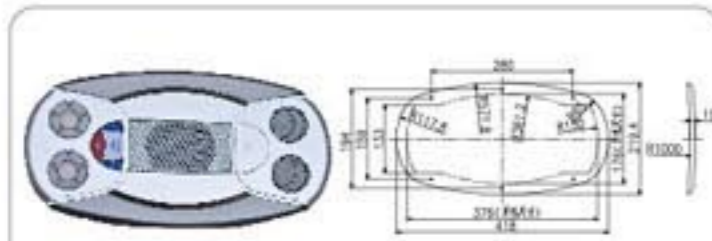
FY320C 型出风口
FY320C wind outlet



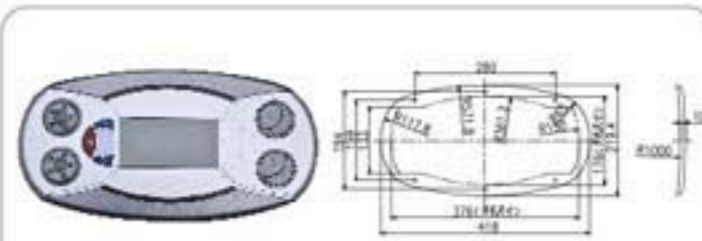
FY320D 型出风口
FY320D wind outlet



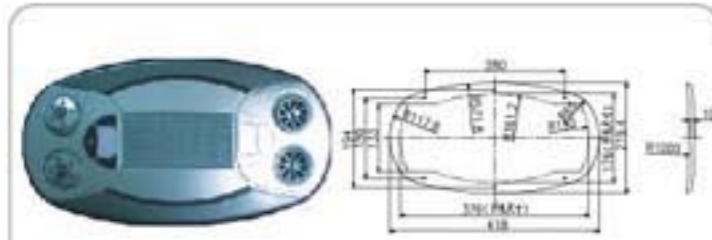
FY390D 型出风口
FY390D wind outlet



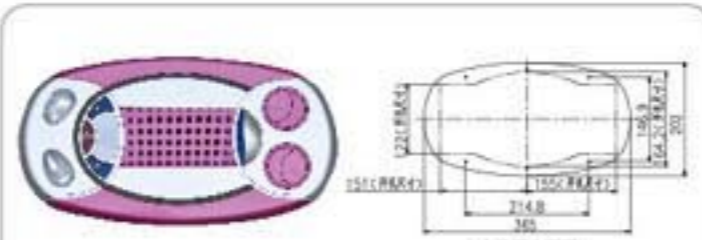
FY418A 型出风口(分触模式开关和机械式开关两种)
FY418A wind outlet(two types of touching switch and mechanic switch)



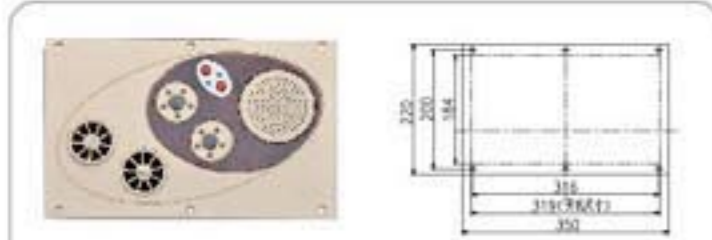
FY418B 型出风口
FY418B wind outlet



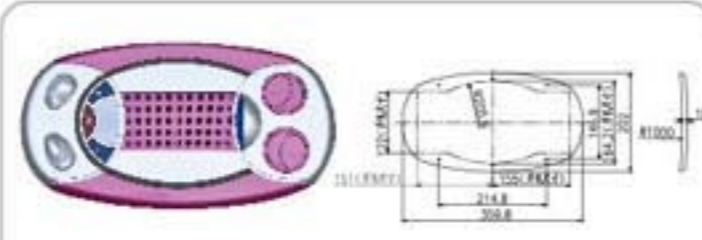
FY418C 型出风口
FY418C wind outlet



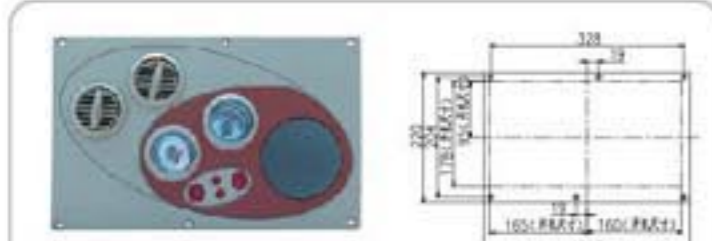
FY360C 型出风口
FY360C wind outlet
安装面为平面



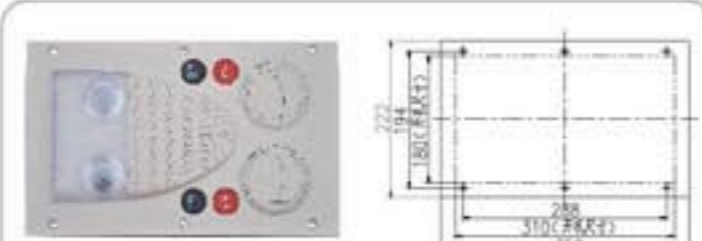
FY350C 型出风口(对称件)
FY350C wind outlet(Symmetric pieces)



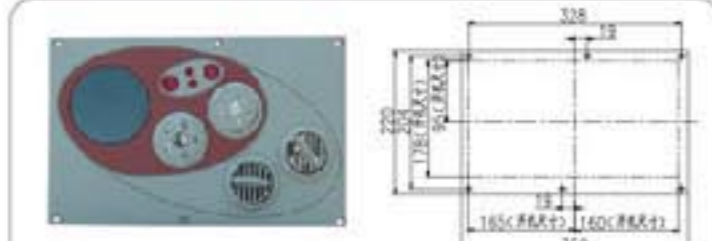
FY360B 型出风口
FY360B wind outlet



FY350B 双眼双灯出风口(对称件)
FY350B double-eye double-lamp wind outlet (Symmetric pieces)



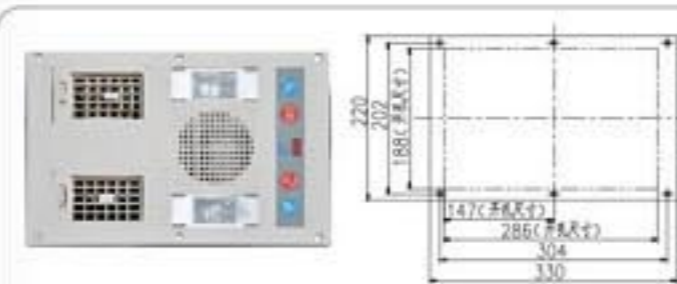
FY350 四眼带灯出风口
FY350 tetrad-eye wind outlet with lamp



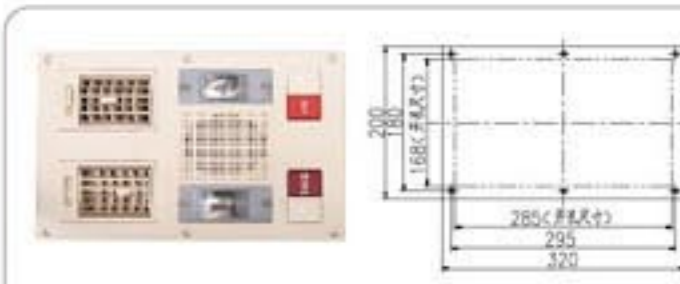
FY350B 双眼双射灯出风口(对称件)
FY350B double-eye double-shooting-lamp wind outlet (Symmetric pieces)




FY300E 出风口
FY300E wind outlet



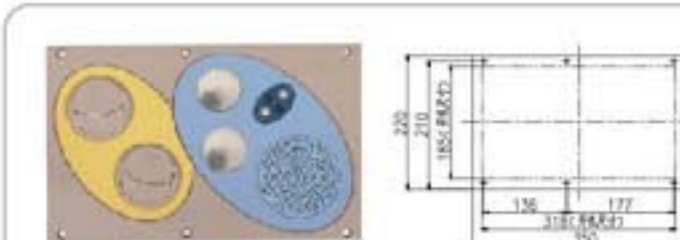
FY330 触摸式出风口
FY330 Switch by touching



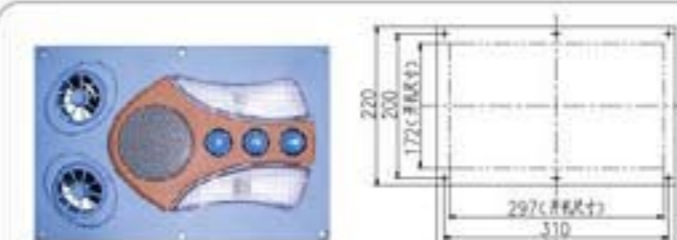
FY320B 型出风口
FY320B wind outlet



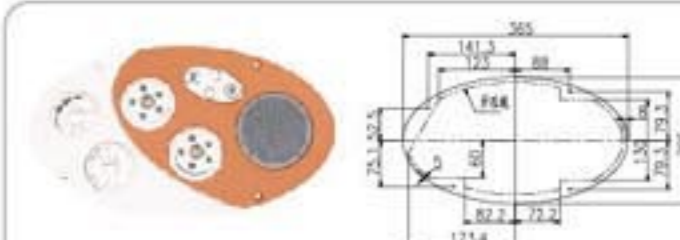
FY330C 型出风口
FY330C wind outlet



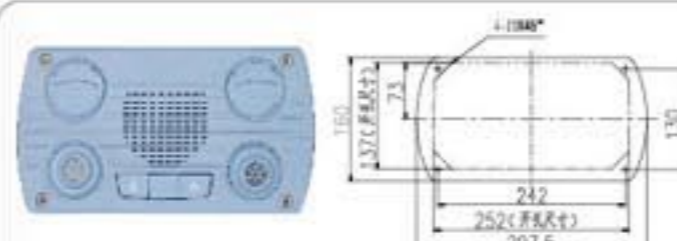
FY350E 型出风口
FY350E wind outlet




FY330E 型出风口
FY330E wind outlet



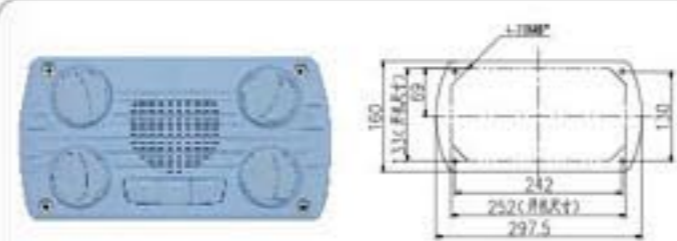
FY365 双眼双射灯出风口(对称件)
FY365 double-eye double-shooting-lamp wind outlet (Symmetric pieces)



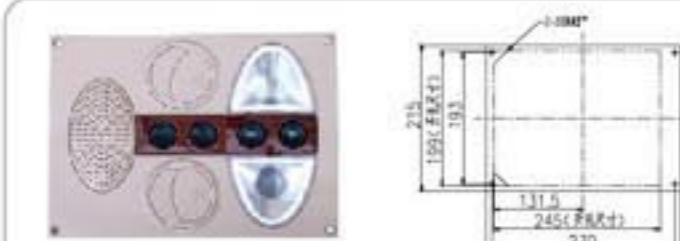
FY300 型带灯出风口
FY300 wind outlet with lamp



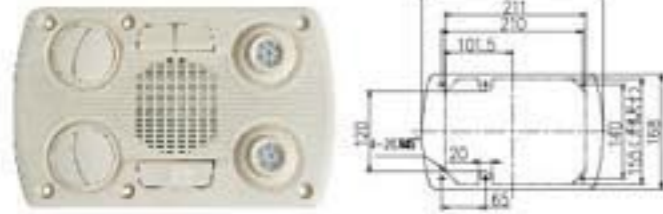
FY365 双眼双灯出风口(对称件)
FY365 double-eye double-lamp wind outlet (Symmetric pieces)



FY300 型四眼出风口
FY300 tetrad-eye wind outlet with lamp



FY290 型带灯出风口
FY290 wind outlet with lamp



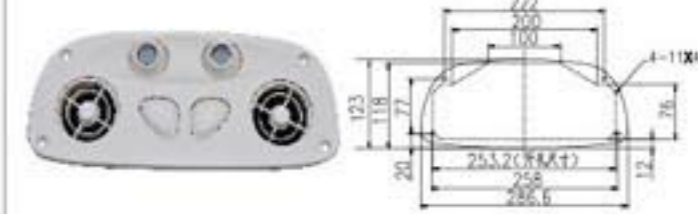
FY277 双眼双灯出风口
FY277 double-eye double-lamp wind outlet



FY277 四眼出风口
FY277 tetrad-eye wind outlet




FY260 四眼带灯出风口
FY260 tetrad-eye wind outlet with lamp




FY288 型带灯出风口
FY288 wind outlet with lamp



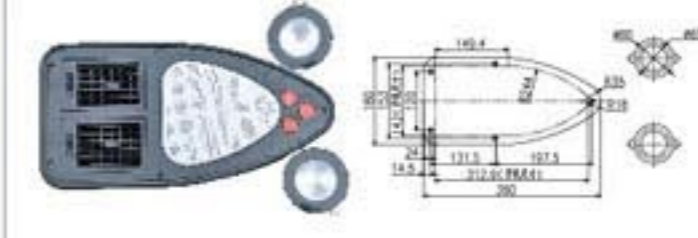
FY220 四眼出风口
FY220 tetrad-eye wind outlet



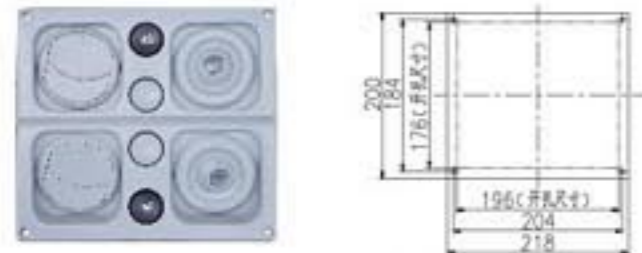
FY210 四眼出风口
FY210 tetrad-eye wind outlet




FY320A 型出风口
FY320A wind outlet



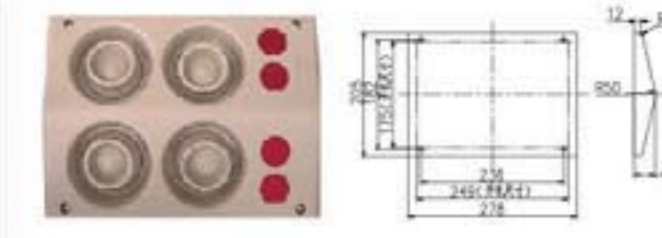
FY360A 型出风口
FY360A wind outlet



FY220 带灯出风口
FY220 wind outlet with lamp



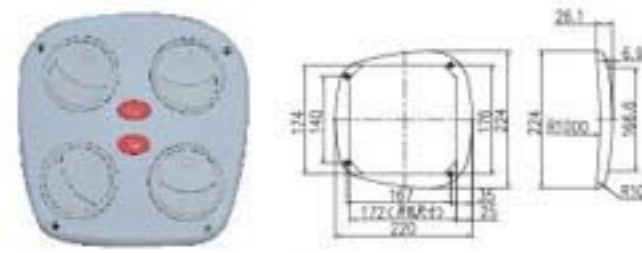
FY210 型带灯出风口
FY210 wind outlet with lamp



FY280 四眼出风口
FY280 tetrad-eye wind outlet



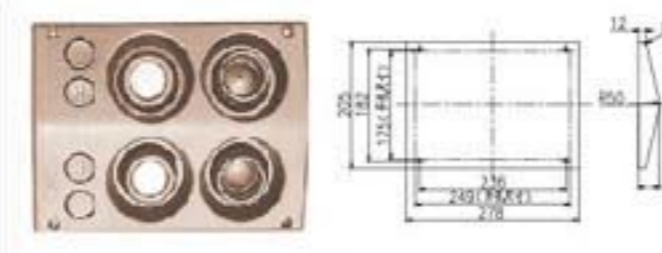
FY302B 型出风口
FY302B wind outlet



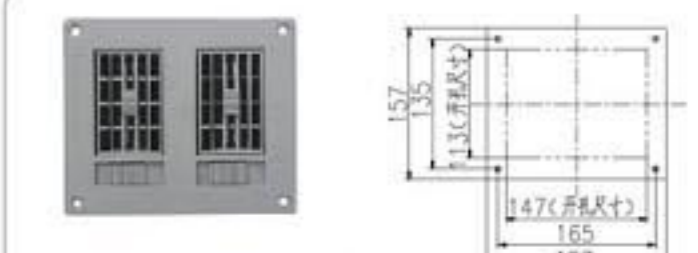
FY220 蝶型四眼出风口
FY220 papilioneous tetrad-eye wind outlet



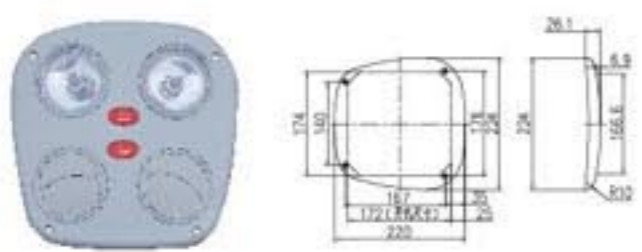
FY6720 型带灯出风口
FY6720 wind outlet with lamp




FY280 型带灯出风口
FY280 wind outlet with lamp



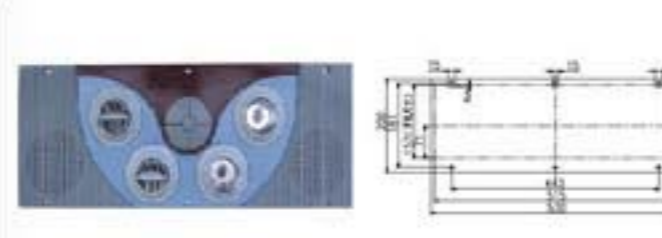
FY302A 型出风口
FY302A wind outlet



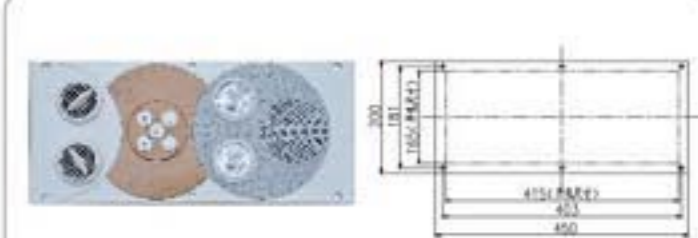
FY220 蝶型带灯出风口
FY220 papilioneous wind outlet with lamp



FY6720 型四眼出风口
FY6720 tetrad-eye wind outlet



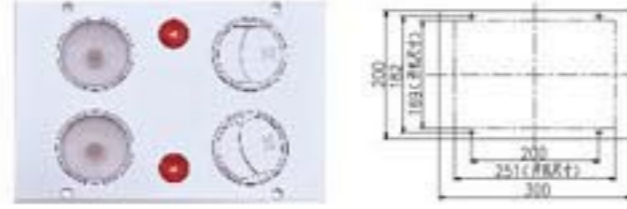
FY450A 型出风口
FY450A wind outlet



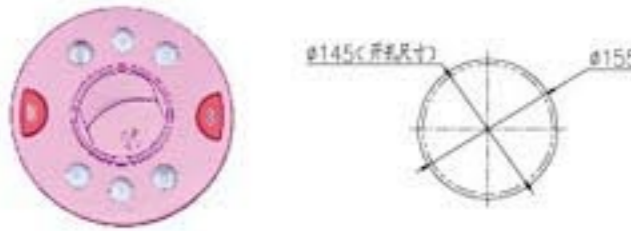
FY450B 型出风口
FY450B wind outlet



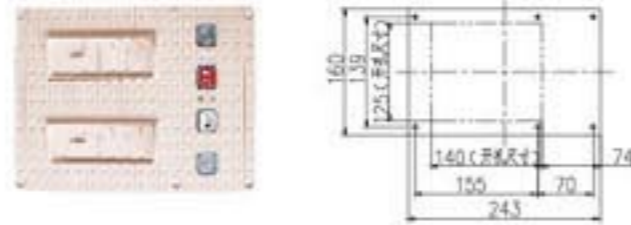
FY218 型出风口(卡簧式)
FY218 wind outlet



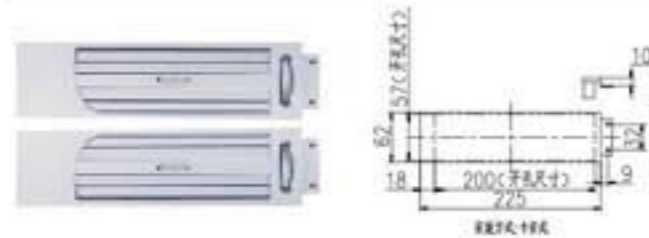
FY300F型出风口
FY300F wind outlet



FY168 型圆形出风口(卡簧式)
FY168 round wind outlet



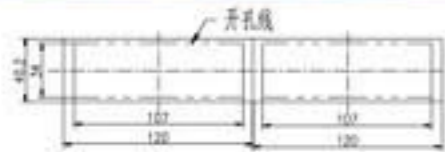
FY160 型出风口
FY160 wind outlet



FY225 型出风口(卡式)
FY225 wind outlet




FY350F 火车出风口
FY350F train wind outlet



FY120E 型出风口
FY120E wind outlet



FY120D 出风口
FY120D wind outlet



FY238 一体化出风口
FY238 unify wind outlet




FY238 双联出风口
FY238 double wind outlet



风球式

门片式

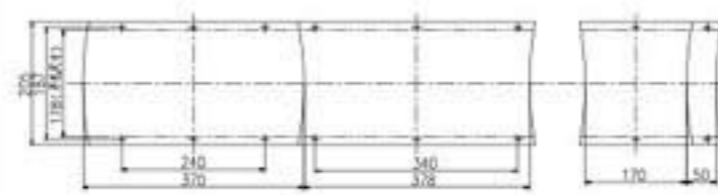
风球式



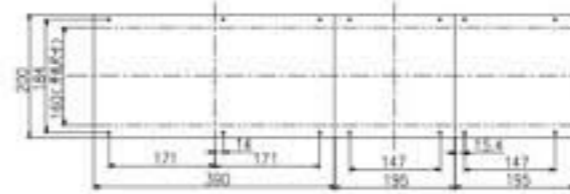
R41 阅读灯出风口
R41 reading light wind outlet
长度: 540

R41 司机灯出风口
R41 driver light wind outlet
长度: 450

R41 过渡板(R41出风口通用)
R41 transition board
(R41 wind outlet general)
长度: 450



FY370 型出风口 FY370 长过渡板 FY370 短过渡板 FY310 型出风口 FY310 过渡板
FY370 wind outlet FY370 long transition board FY370 short transition board FY310 wind outlet FY310 transition board



FY390C 型出风口
FY390C wind outlet

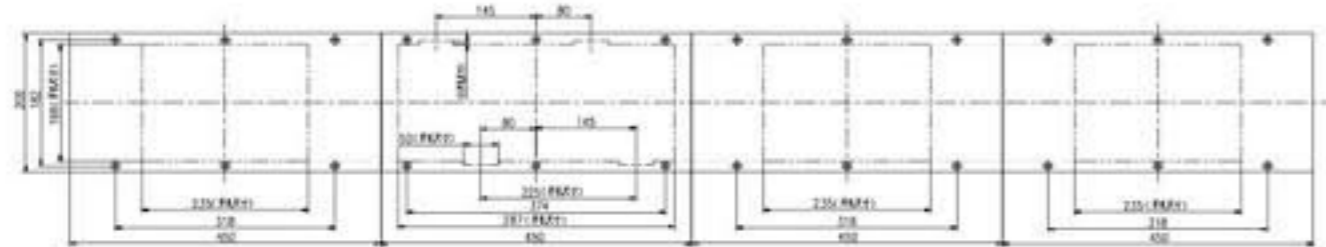
FY390C 光面过渡板
FY390C mill finish
transition board

FY390C 喇叭过渡板
FY390C trumpet
transition board



FY330D 出风口
FY330D wind outlet

FY330 过渡板(总长由客户提出,
330系列出风口通用)
FY330 transition board (total length
requested by use)

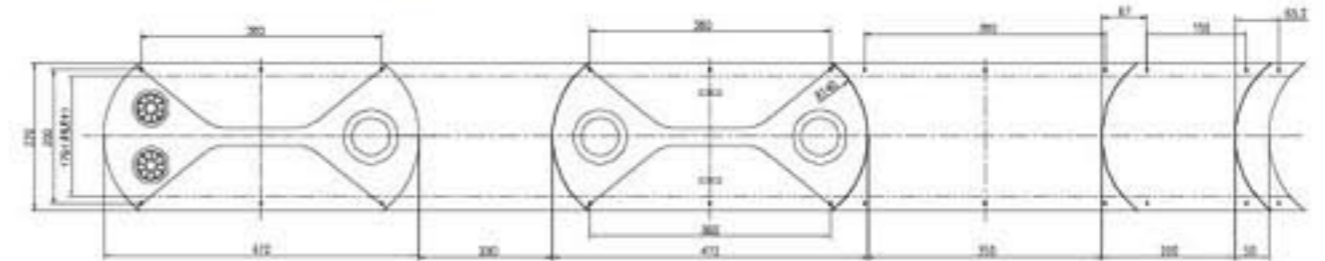


FY450C 带风口过渡板
FY450C transition board with wind outlet

FY450C 型出风口
FY450C wind outlet

FY450C 带射灯过渡板
FY450C transition board with shooting-lamp

FY450C 带喇叭网过渡板
FY450C transition board with trumpet meshwork



FY472B 贯通出风口
FY472B Through wind outlet with lamp

FY472A 贯通出风口
FY472A Through wind outlet with lamp



FY390B 带喇叭网过渡板
FY390B trumpet meshwork transition board with

FY390B 型出风口
FY390B wind outlet

FY390B 光面过渡板
FY390B mill finish transition board

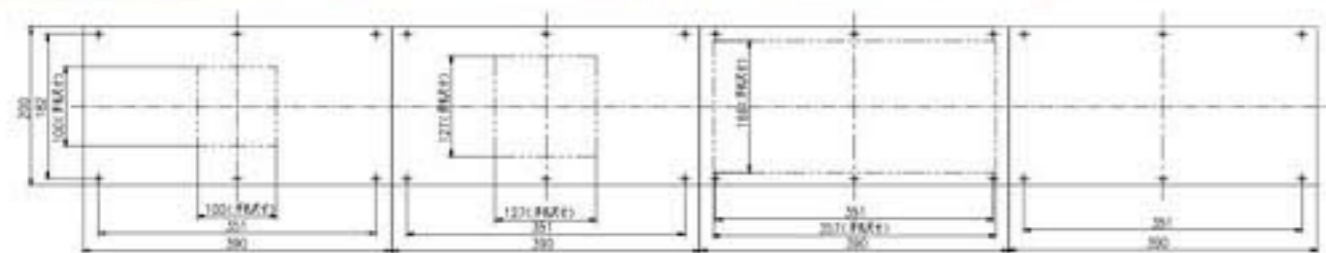


FY450W 凹面出风口 (门片式)
FY450W concave wind outlet

FY450W 凹面出风口
FY450W concave wind outlet

FY450W 凹面过渡板 (长)
FY450W concave transition board (long)

FY450W 凹面过渡板 (短)
FY450W concave transition board(short)



FY390A 带喇叭网过渡板
FY390A transition board with trumpet meshwork

FY390A 带大灯过渡板
FY390A transition board with lamp

FY390A 带灯出风口
FY390A wind outlet with lamp


FY390A 光面过渡板
FY390A mill finish transition board



FY580 带灯过渡板
FY580 transition board with lamp

FY580 豪华出风口
FY580 luxury wind outlet

FY580 过渡板
FY580 transition board



FY160B 贯通出风口(对称件)
FY160B wind outlet(Symmetric pieces)

FY300D 出风口
FY300D wind outlet

FY300 过渡板
FY300 transition board



FY178 贯通出风口
FY178 through wind outlet




FY400B 出风口
FY400B wind outlet

FY400B 过渡板
FY400B transition board

FY330F 型出风口(门片式)
FY330F wind outlet

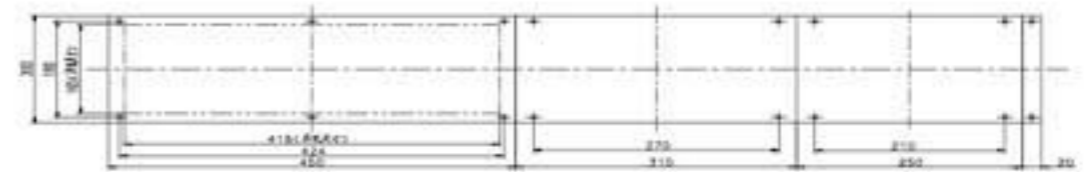
FY330F 过渡板(凹面)
(长度分为495、450)
FY330F transition board
(concave) (495, 450)



FY400A 双眼出风口
FY400A single-eye wind outlet

FY400A 带灯出风口
FY400A wind outlet with lamp

FY400A 过渡板
FY400A transition board

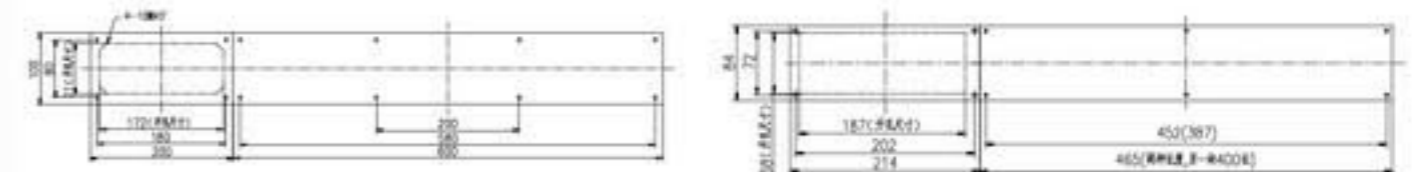


FY450D 出风口
FY450D wind outlet

FY450 过渡板(310长)
FY450 transition board

FY450 过渡板(250长)
FY450 transition board

FY450 过渡板(20长)
FY450 transition board

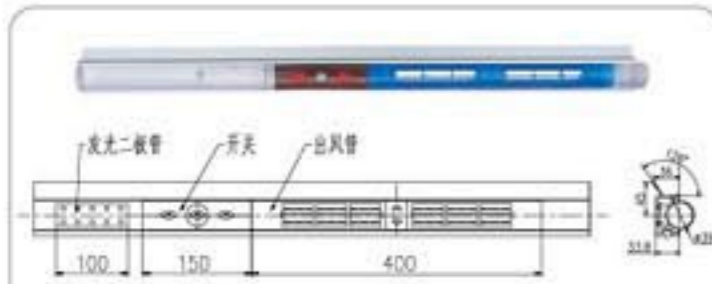


FY200E 双眼出风口
FY200E double-eye wind outlet

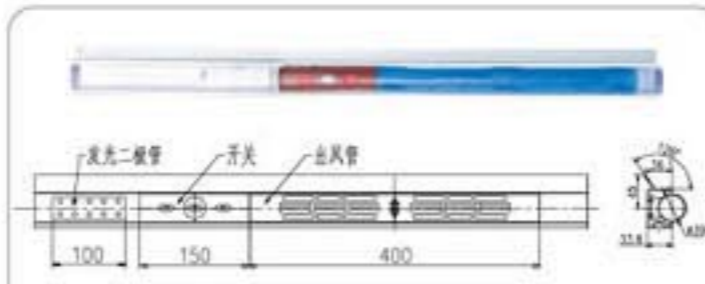
FY200 过渡板
FY200 transition board

FY160 单条出风口
FY160 single-bar wind outlet

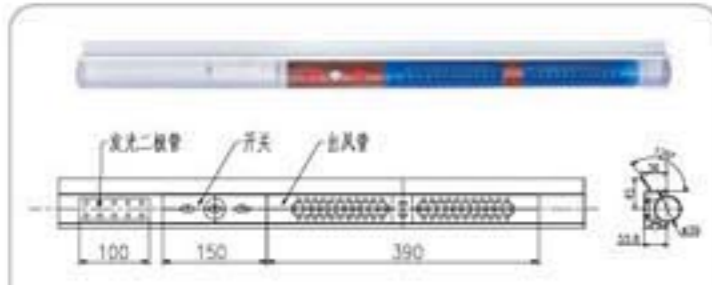
FY160 过渡板
(465、400两种长度)
FY160 transition board
(465, 400 Two length)



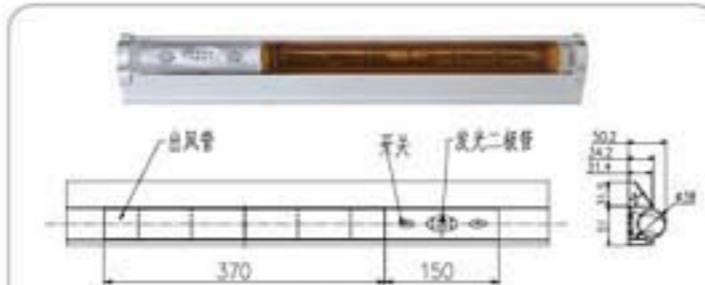
管式出风口 A
Tubular mode outlet A




管式出风口 B
Tubular mode outlet B



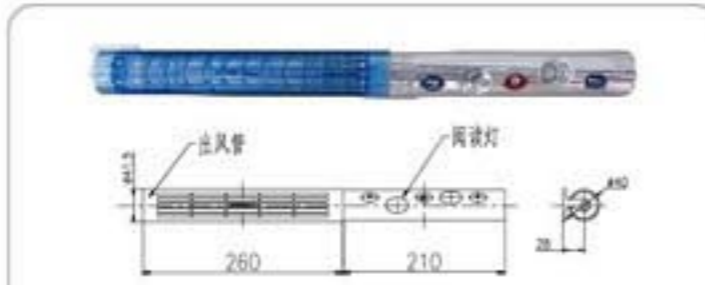
管式出风口 C
Tubular mode outlet C



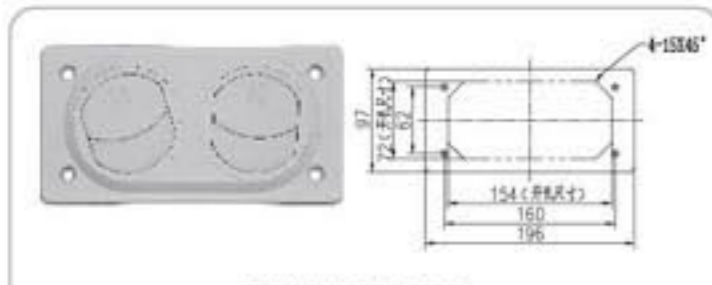
管式出风口 D
Tubular mode outlet D



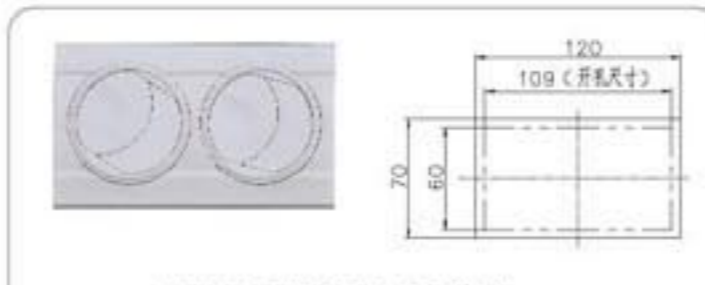
管式出风口 E
Tubular mode outlet E



管式出风口 F
Tubular mode outlet F



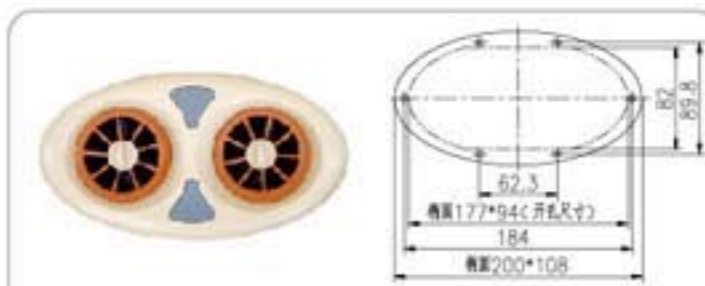
FY200A 双眼出风口
FY200A double-eye wind outlet



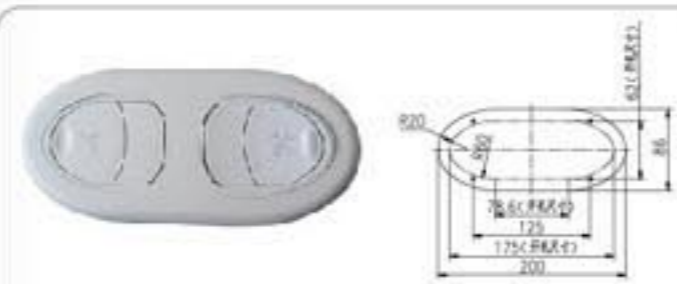
FY120D 双眼出风口 (卡簧式)
FY120D double-eye wind outlet



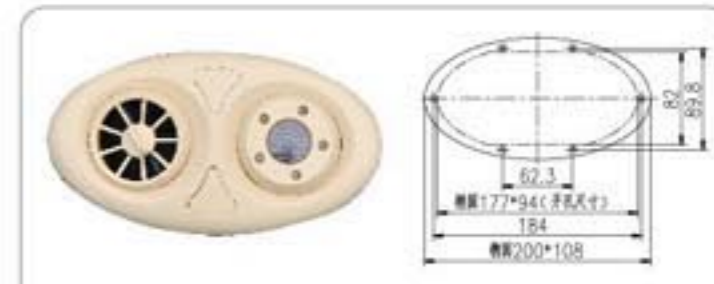
FY196 带灯出风口
FY196 wind outlet with lamp



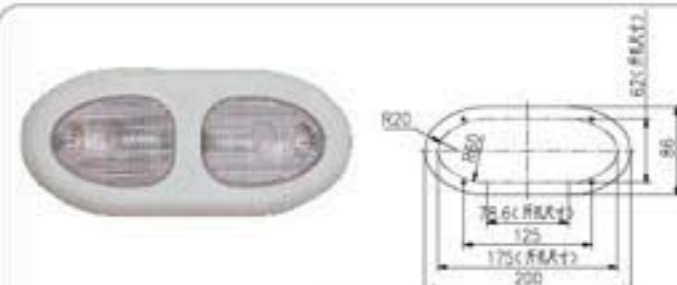
FY198 双眼出风口
FY198 double-eye wind outlet



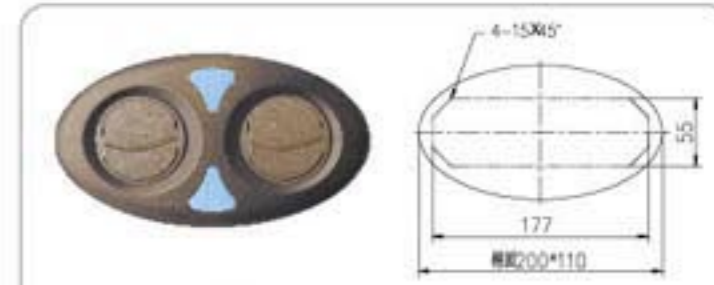
FY196 双眼出风口
FY196 double-eye wind outlet



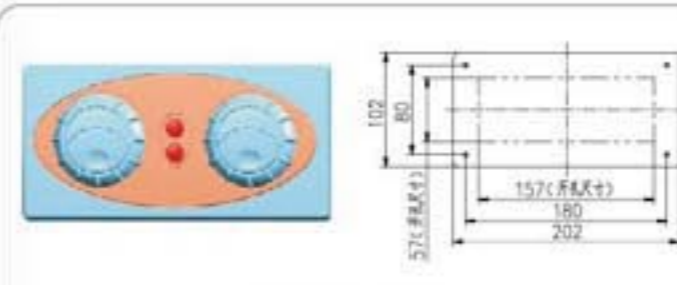
FY198 带灯出风口
FY198 wind outlet with lamp



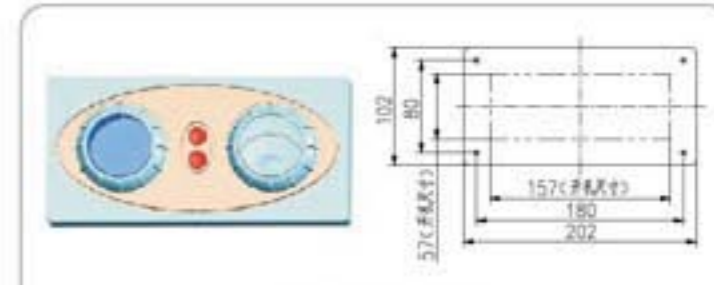
FY196 双眼顶灯
FY196 double-eye ceiling lamp



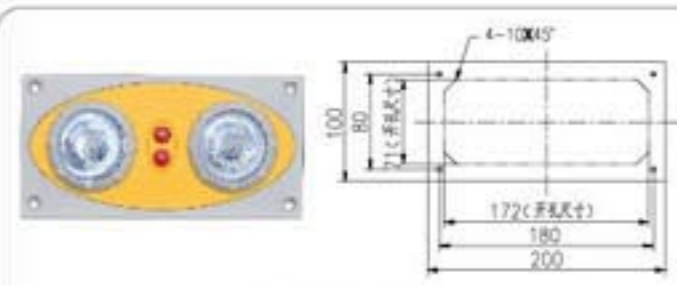
FY198B 出风口 (卡簧式)
FY198B wind outlet



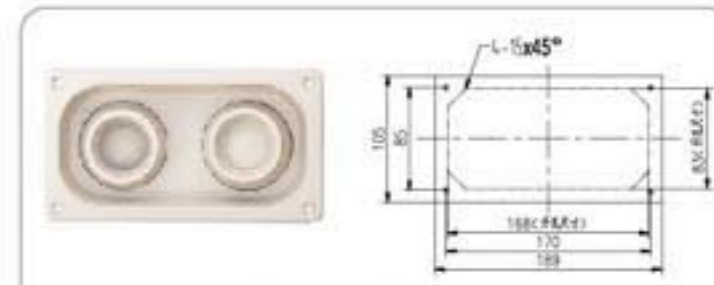
FY200G 双眼出风口
FY200G double-eye wind outlet



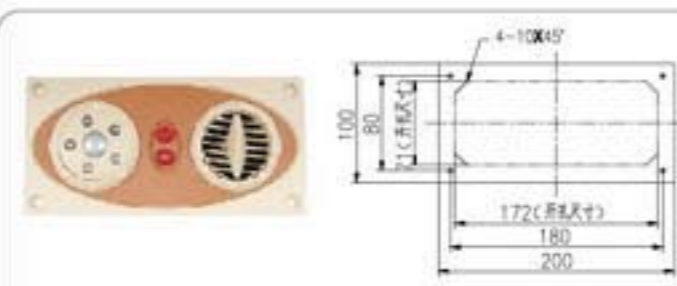
FY200G 带灯出风口
FY200G wind outlet with lamp



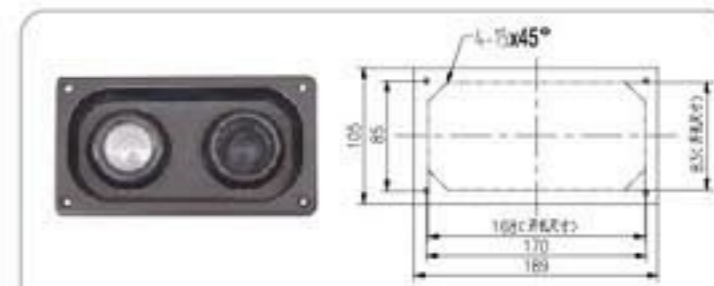
FY200E 带灯出风口
FY200E wind outlet with lamp



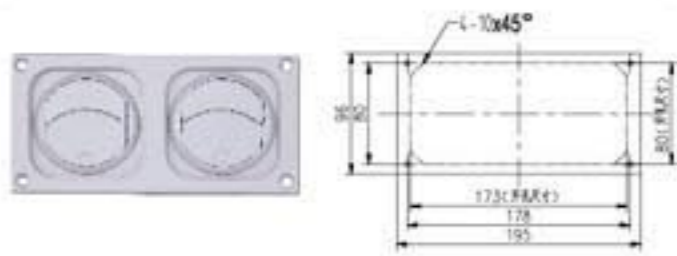
FY190 双眼出风口
FY190 double-eye wind outlet



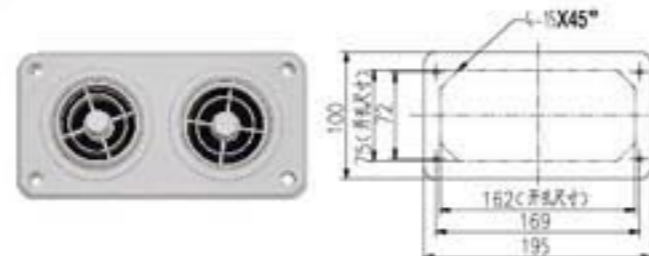
FY200E 带灯出风口(带射灯)
FY200E wind outlet with shooting-lamp



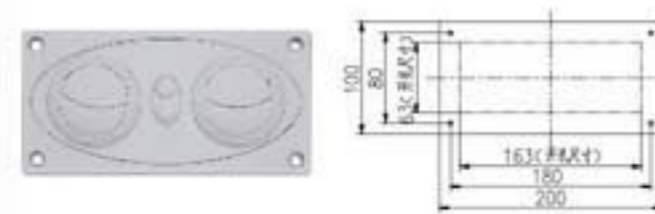
FY190 带灯出风口
FY190 wind outlet with lamp



FY185 双眼出风口
FY185 double-eye wind outlet



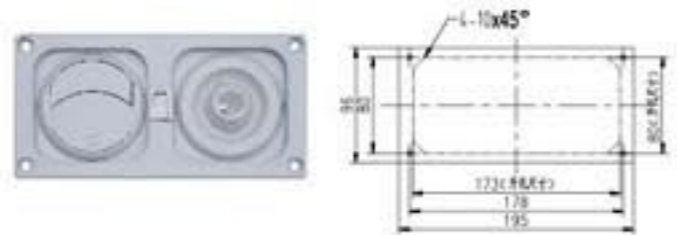
FY200B 双眼出风口
FY200B double-eye wind outlet



FY200H 出风口
FY200H wind outlet



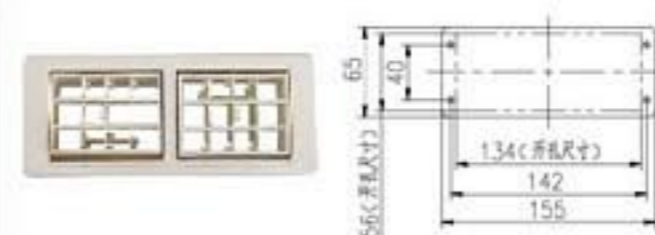
FY200B 双眼出风口
FY200B double-eye wind outlet



FY185 带灯出风口
FY185 wind outlet with lamp



FY200D 双眼出风口
FY200D double-eye wind outlet



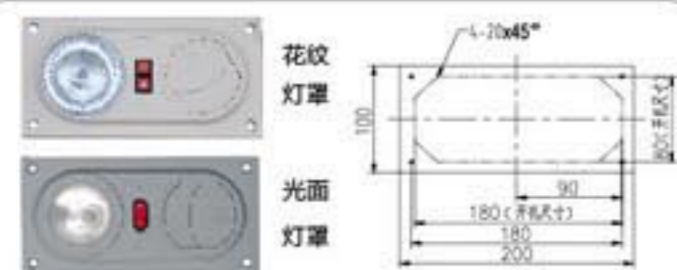
FY160 罗沙车双风嘴
FY160 luosha car double wind outlet



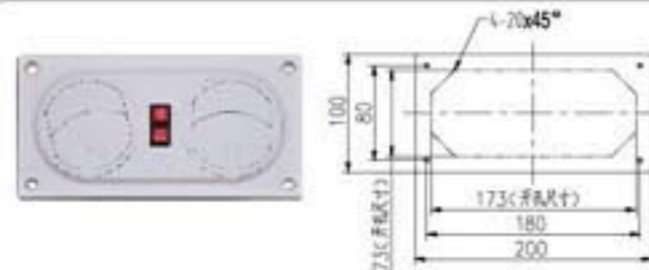
A型 (螺打式)
外形尺寸: 153X75
开孔尺寸: 116X57

B型 (卡簧式)
外形尺寸: 152X73
开孔尺寸: 136X57

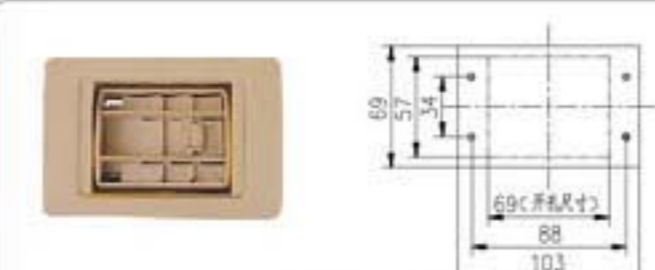
FY155 单眼出风口
FY155 single wind outlet



FY200C 带灯吹风机出风口
FY200C wind outlet with lamp and blower



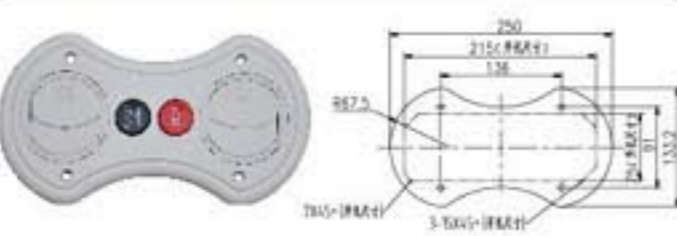
FY200C 双眼出风口
FY200C double-eye wind outlet



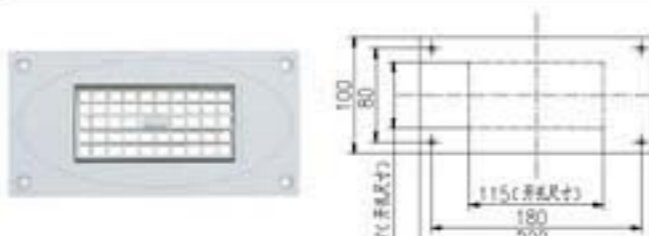
FY76 罗沙车双风嘴
FY76 luosha car double wind outlet



FY290 双联出风口
FY290 double wind outlet



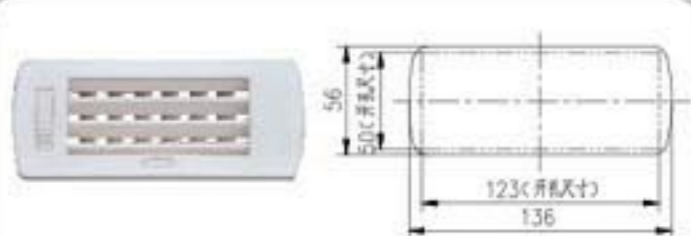
FY251C 双眼出风口
FY251C double-eye wind outlet



FY200L 出风口
FY200L wind outlet



FY180 罗沙车双风嘴
FY180 luosha car double wind outlet



FY136 出风口
FY136 wind outlet



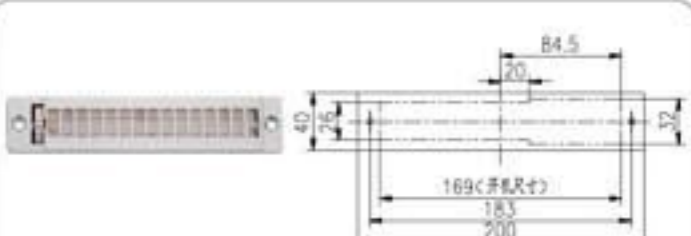
FY251C 带灯出风口
FY251C wind outlet with lamp



FY277 双眼出风口
FY277 double-eye wind outlet



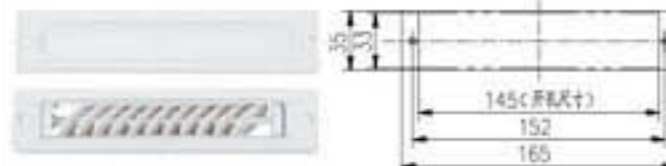
FY148 出风口
FY148 wind outlet



FYA74 长方可调出风口
FYA74 adjustable wind outlet



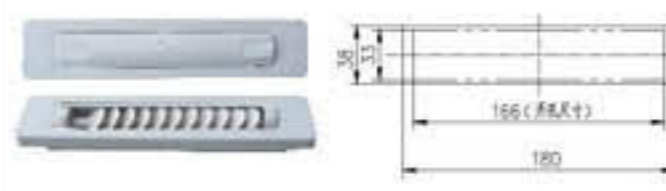
FY165A 长方可调出风口
FY165A adjustable wind outlet



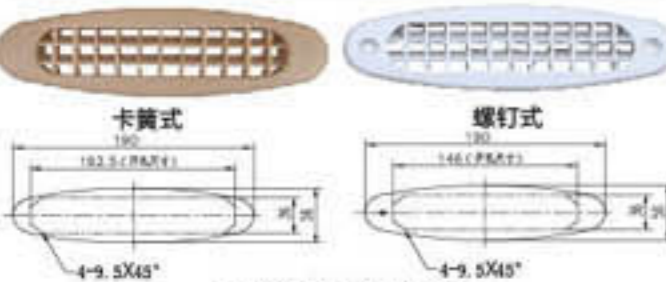
FY165B 长方可调出风口
FY165B adjustable wind outlet



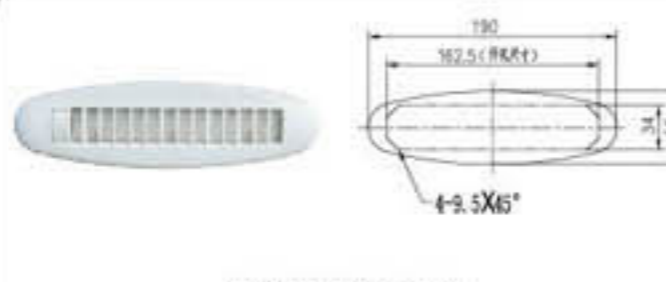
FY122 出风口 (卡簧式)
FY122 wind outlet



FY165C 长方可调出风口
FY165C adjustable wind outlet



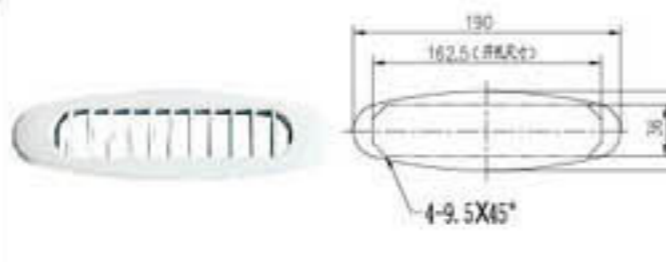
FY190 椭圆斜面常开风口
FY190 ellipse bevel wind outlet always open



FY190 椭圆可调出风口
FY190 ellipse-shaped adjustable wind outlet



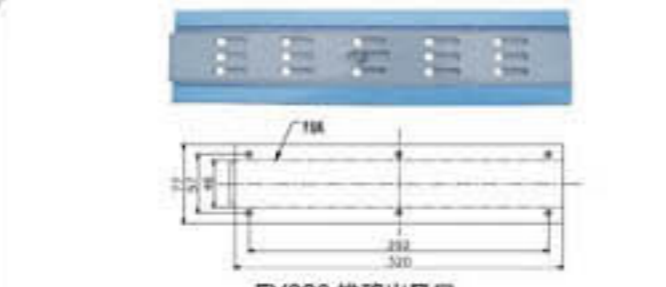
FY310 推移出风口
FY310 shift wind outlet



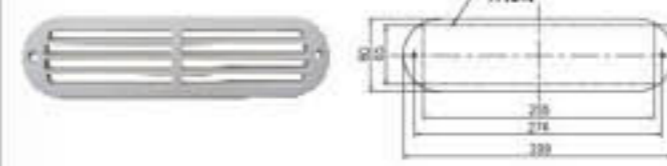
FY190 椭圆常开出风口
FY190 ellipse wind outlet always open



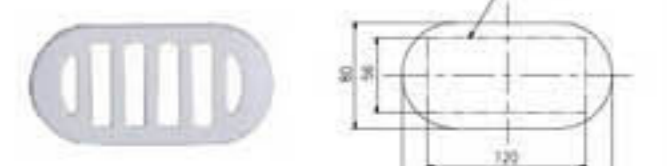
FY500 长条出风口
FY500 long bar wind outlet



FY320 推移出风口
FY320 shift wind outlet



FY300B 常开出风口
FY300B wind outlet always open



FY160A 常开出风口
FY160A wind outlet always open



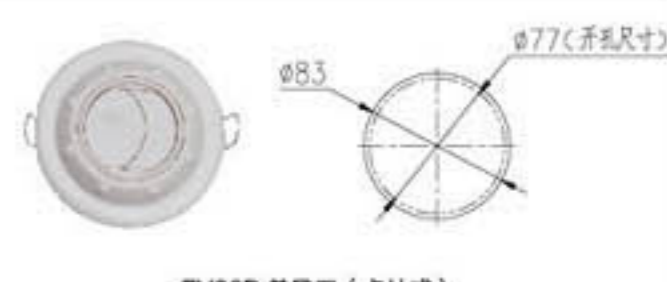
FY170 单风口 (卡安式)
FY170 single wind outlet



FY70 单风口
FY70 single wind outlet



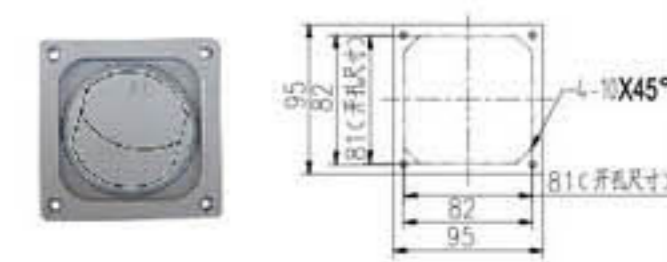
FY98 单风口
FY98 single-wind outlet



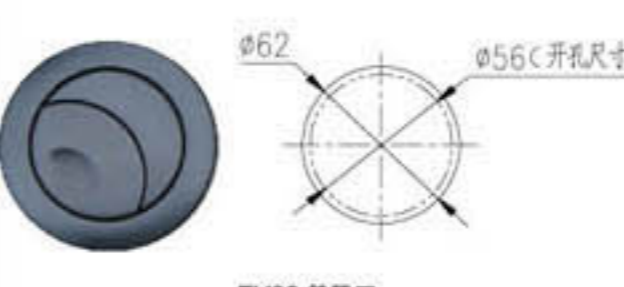
FY80B 单风口 (卡片式)
FY80B single wind outlet



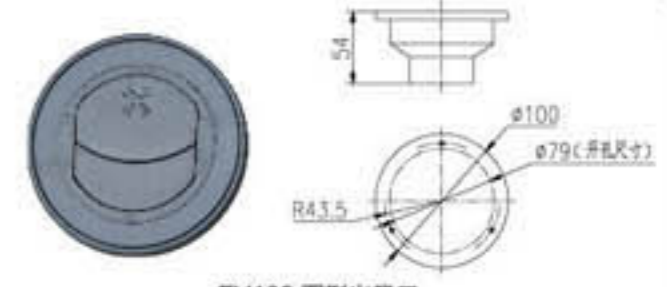
FY110 型单眼出风口
FY110 single wind outlet



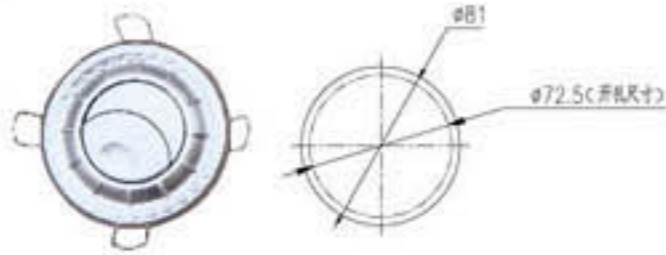
FY6732 单眼出风口
FY6732 single wind outlet



FY60 单风口
FY60 single wind outlet



FY100 圆形出风口
FY100 round wind outlet



FY80C 出风口
FY80C single wind outlet



FY90 单风口
FY90 single wind outlet



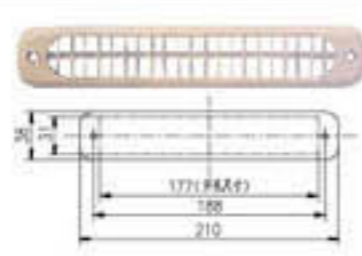
FY80 单风口 (卡安式)
FY80 single wind outlet



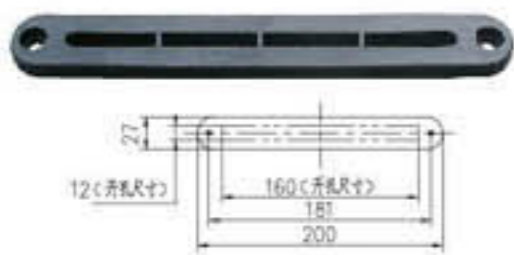
FYD100 出风口 (卡式)
FYD100 wind outlet



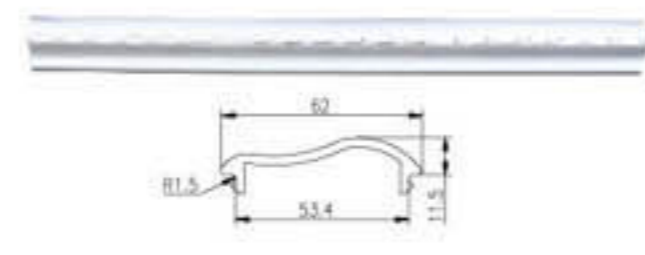
FY200 型腰圆形常开出口
FY200 semi-ellipse wind outlet always open



FY120 长条除霜风嘴
FY120 long bar wind jet against frost



FY200M 常开出口
FY200M wind outlet always open



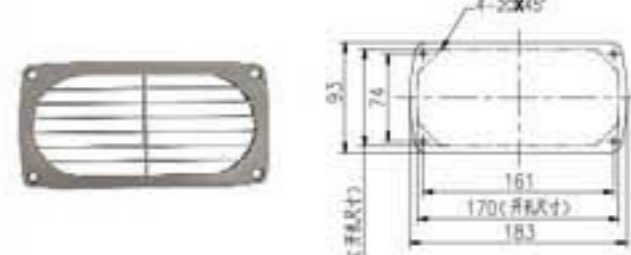
FY600 常开出口 (套接式)
FY600 wind outlet always open



FY250 型暖风除霜风嘴
FY250 warm air wind jet against frost



FY330 风口框 (卡式)
FY330 wind outlet outlet



FY185 型通风面罩
FY185 ventilating veil



FY300 斜面常开出口
FY300 bevel wind outlet always open
外形尺寸: 298 × 22



FY300 栅格
FY300 grid
外形尺寸: 310 × 107.5



FY360 型空调回风窗罩
FY360 air-conditioner air returning meshwork cover
外形尺寸: 1080 × 360



FY300 型空调回风窗罩
FY300 air-conditioner air returning meshwork cover
外形尺寸: 1080 × 300



FY410 型空调回风窗罩
FY410 air-conditioner air returning meshwork cover
外形尺寸: 1200 × 410



FY260 型空调回风窗罩
FY260 air-conditioner air returning meshwork cover
外形尺寸: 588 × 260



FY400 通风面板
FY400 ventilating cover
外形尺寸: 400 × 110



FY280 通风面板
FY280 ventilating cover
外形尺寸: 300 × 80



FY245A 型百叶窗进风口(13格)
FY245A jalousie wind inlet
外形尺寸: 244 × 138



FY245B 型百叶窗进风口
FY245B jalousie wind inlet
外形尺寸: 240 × 135



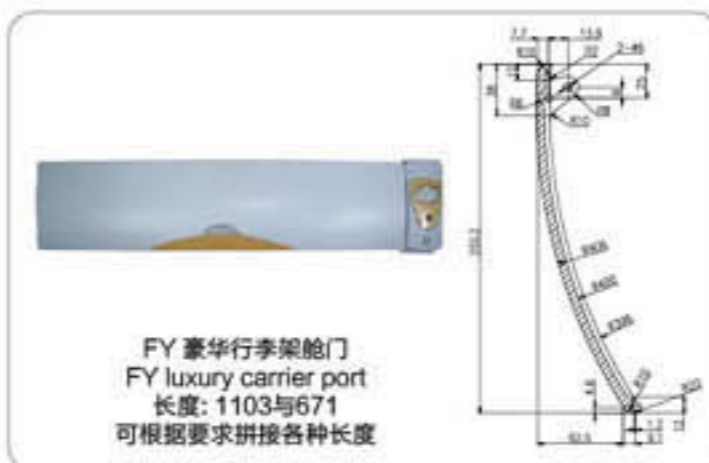
FY370 型百叶窗进风口
FY370 jalousie wind inlet
外形尺寸: 373 × 140



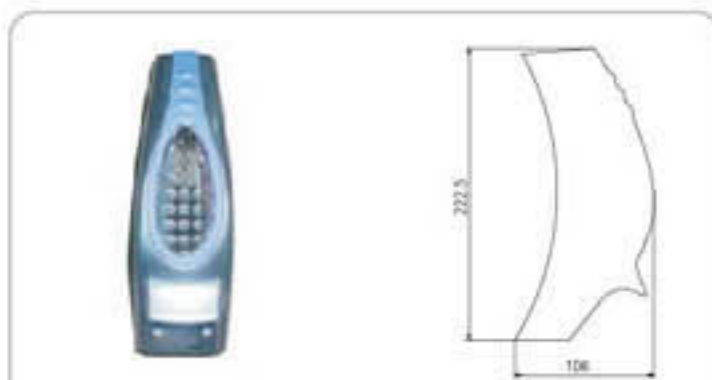
FY126 型百叶窗进风口
FY126 jalousie wind inlet
外形尺寸: 120 × 110



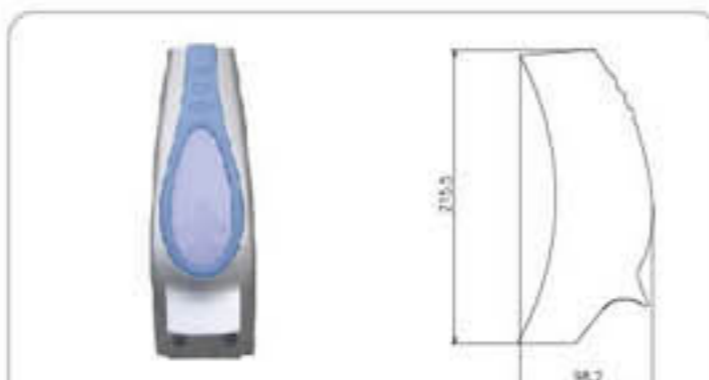
A型行李架总成
A luggage rack assembly



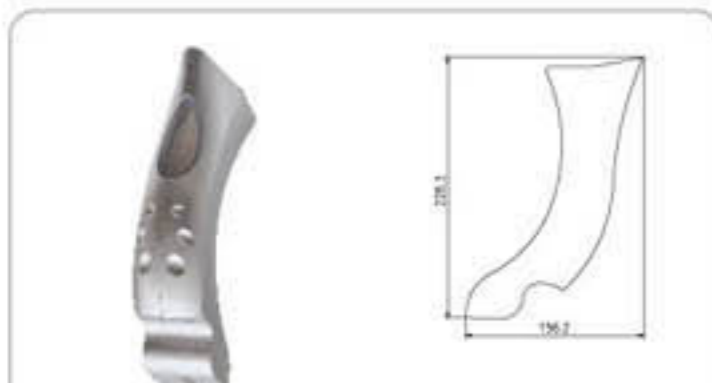
FY 豪华行李架舱门
FY luxury carrier part
长度: 1103与671
可根据要求拼接各种长度



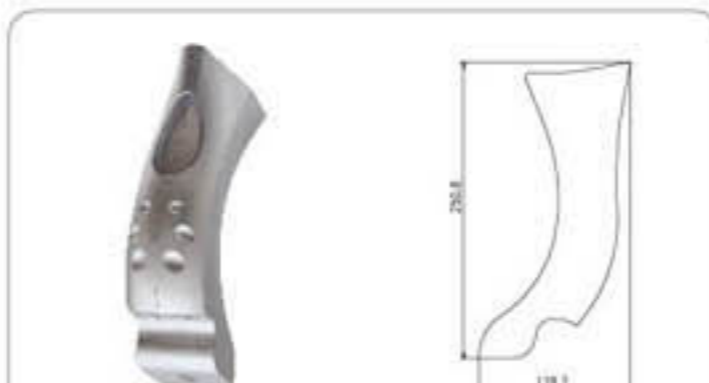
FY68B 支腿
FY68B under prop



FY68A 支腿
FY68A under prop




FYJ 型支腿
FYJ under prop



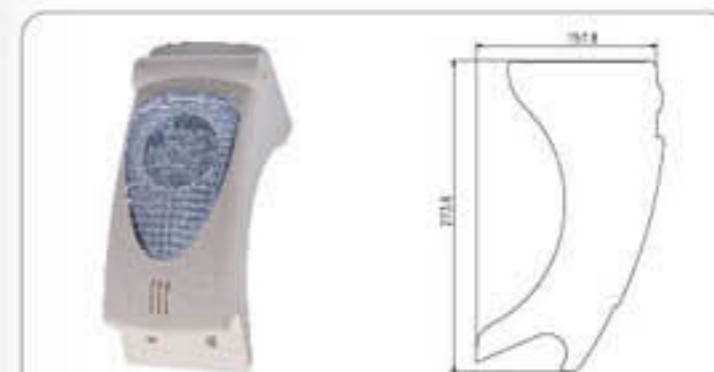
FYI 型支腿
FYI under prop



FYF 型支腿
FYF under prop



FYE 型支腿
FYE under prop



FY120A 支腿
FY120A under prop



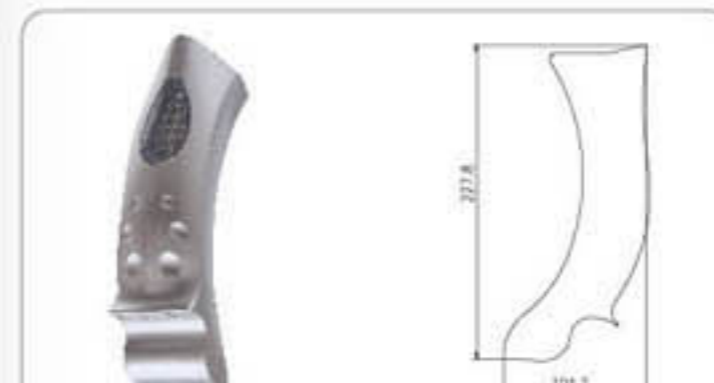
FY120B 支腿
FY120B under prop



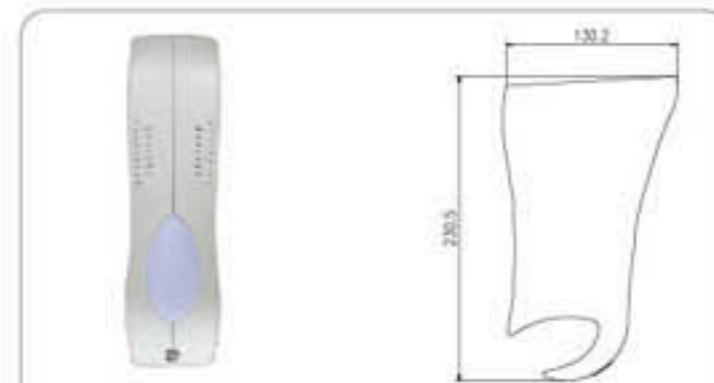
FY120C 支腿
FY120C under prop



FYG 型支腿
FYG under prop



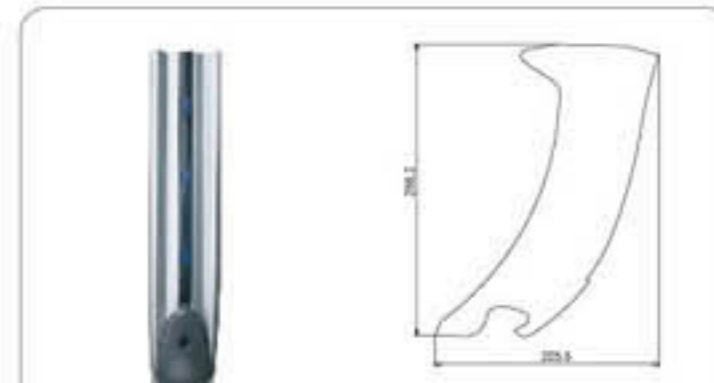
FYK 型支腿
FYK under prop





FYL 型支腿
FYL under prop



FY70A 支腿
FY70A under prop



FYH 型支腿
FYH under prop

FY60B 支腿
FY60B under propFY60A 支腿
FY60A under propFY50A 支腿
FY50A under propA 型行李架吊架
A Luggage rack hangerFY50B 支腿
FY50B under propB 型行李架吊架
B Luggage rack hangerFY500 型校车停车指示牌
FY500 School bus stop sign
标志外形尺寸: 正六边形对边450
控制盒外形尺寸: 225X154X64
安装孔距: 200X100
开启后距车身距离560FY450 型校车停车指示牌
FY450 School bus stop sign
标志外形尺寸: 正六边形对边415
控制盒外形尺寸: 225X154X64
安装孔距: 200X100
开启后距车身距离510FY90A 旋转式吊环
FY90A wheeled around
mode ringsFY90B 旋转式吊环
FY90B wheeled around
mode ringsFY98 吊环
FY98 ringsFY100安全吊环
FY100 safety ringsFY118A透明广告式吊环
FY118A transparent for
advertisementFY118B旋转广告式吊环
FY118B wheeled around mode
rings for advertisementFY128吊环
FY128 rings
(Drawstring is PVC)
FY128吊环(拉带为PVC)
孔径有 $\phi 32$ 、 $\phi 35$ 两种FY120 吊环
FY120 ringsFY110 带拉绳安全锤
FY110 safety hammer
with cordFY110 安全锤
FY110 safety hammer
A型 带电磁呼叫
B型 不带电磁呼叫FYA 型吸附式安全锤
FYA Adsorption life hammerFY120 电磁呼叫安全锤
FY120 magnet call safety
hammerFYD 安全锤
FYD safety hammerFY100 安全锤
FY100 safety hammerFYB 安全锤
FYB safety hammerFYC 安全锤
FYC safety hammer

FY106A 车门控制应急阀 (电气两控, 带报警开关)
(适合外用, 外壳合金)
FY106A Car door control emergency valve (electric & gas double-control with alarm switch) (suitable for external use, with alloy crust)

FY106B 车门控制应急阀 (气控, 可带报警开关)
(适合外用, 外壳合金)
FY106B Car door control emergency valve (gas control with alarm switch) (suitable for external use, with alloy crust)

FY106A, FY106B共用
FY106A & 106B share sue

FY103A 车门控制应急阀 (电气两控, 带报警开关)
(适合外用, 外壳合金)
FY103A Car door control emergency valve (electric & gas double-control with alarm switch) (suitable for external use, with alloy crust)

FY103B 车门控制应急阀 (气控, 可带报警开关)
(适合外用, 外壳合金)
FY103B Car door control emergency valve (gas control with alarm switch) (suitable for external use, with alloy crust)

FY103A, FY103B共用
FY103A & 103B share sue

FY101A 车门控制应急阀 (电气两控)
(适合内用, 外壳塑件)
FY101A Car door control emergency valve (electric & gas double-control) (suitable for internal use, with plastic crust)

FY101B 车门控制应急阀 (气控)
(适合内用, 外壳塑件)
FY101B Car door control emergency valve (gas control) (suitable for internal use, with plastic crust)

FY101A, FY101B共用
FY101A & 101B share sue

FY107A 车门控制应急阀 (电气两控, 带报警开关)
(适合内用, 外壳塑件)
FY107A Car door control emergency valve (electric & gas double-control with alarm switch) (suitable for internal use, with plastic crust)

FY107B 车门控制应急阀 (气控, 可带报警开关)
(适合内用, 外壳塑件)
FY107B Car door control emergency valve (gas control with alarm switch) (suitable for internal use, with plastic crust)

FY107A, FY107B共用
FY107A & 107B share sue

FY102A 车门控制应急阀 (电气两控)
(适合外用, 外壳塑件)
FY102A Car door control emergency valve (electric & gas double-control) (suitable for external use, with plastic crust)

FY102B 车门控制应急阀 (气控)
(适合外用, 外壳塑件)
FY102B Car door control emergency valve (gas control) (suitable for external use, with plastic crust)

FY102A, FY102B共用
FY102A & 102B share sue

FY108A 车门控制应急阀 (电气两控, 带报警开关)
(适合内用, 外壳塑件)
FY108A Car door control emergency valve (electric & gas double-control with alarm switch) (suitable for internal use, with plastic crust)

FY108B 车门控制应急阀 (气控, 可带报警开关)
(适合内用, 外壳塑件)
FY108B Car door control emergency valve (gas control with alarm switch) (suitable for internal use, with plastic crust)


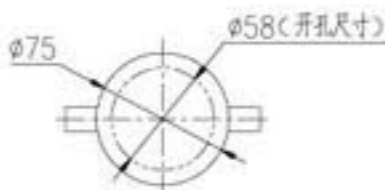

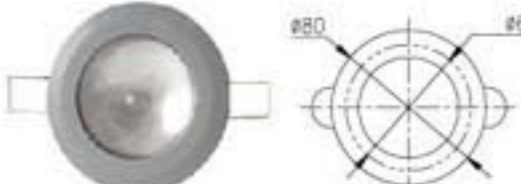

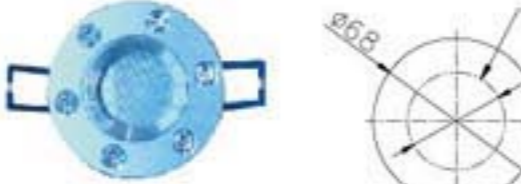






FY108A, FY108B共用
FY108A & 108B share sue













FY130A 车门控制应急阀 (电气两控)
(适合内用, 外壳塑件)
FY130A Car door control emergency valve (electric & gas double-control) (suitable for internal use, with plastic crust)

FY130B 车门控制应急阀 (气控)
(适合内用, 外壳塑件)
FY130B Car door control emergency valve (gas control) (suitable for internal use, with plastic crust)

FY110 简易手拉应急阀 (气控)
FY110 Easy pull emergency door control valve (gas control)

FYA 型放气开关
FYA Gassing switch

 <p>FY78 射灯 FY78 shooting-lamp</p>	 <p>FYA 型标识灯 (可根据提供图案制作) FYA Model sign light (ordered in accordance with drawing)</p>
 <p>FY80B 卡式射灯 FY80B lock seires shooting-lamp</p>	 <p>FY80 射灯 FY80 shooting-lamp</p>
 <p>FY80C 射灯 FY80C shooting-lamp</p>	 <p>FY68 射灯 FY68 shooting-lamp</p>
 <p>FY70 射灯 FY70 shooting-lamp</p>	 <p>FY58 射灯 FY58 shooting-lamp</p>
 <p>FY60 射灯 FY60 shooting-lamp</p>	 <p>FY98 单射灯 FY98 shooting-lamp</p>
 <p>FY2000 顶灯 FY2000 ceiling lamp</p>	 <p>FYA 型残疾人上车开关 FYA Get on switch for disabled people</p>

 <p>FY600 顶灯 (灯管式与LED式) FY600 ceiling lamp (Fluorescent tube and LED)</p>	 <p>FY400 顶灯 (灯管式与LED式) FY400 ceiling lamp (Fluorescent tube and LED)</p>
 <p>FY428A 椭圆豪华顶灯 (灯管式) FY428A Oval luxury top lighting (Fluorescent tube)</p>	 <p>FY428B 椭圆豪华顶灯 (LED式) FY428B Oval luxury top lighting (LED)</p>
 <p>FY6701 厢灯 (分灯管式与灯泡式和LED) FY6701 compartment lamp (Fluorescent tube and light bulb and LED)</p>	 <p>FY680 厢灯 (分灯管式与灯泡式和LED) FY680 compartment lamp (Fluorescent tube and light bulb and LED)</p>
 <p>FY 紫外线杀菌灯 FY ultraviolet sterilization lamp</p>	 <p>FY390 顶灯 FY390 ceiling lamp 外形尺寸: 390 × 50 × 36</p>
 <p>FYA 型下车呼叫按钮 FYA getting-off call button 外形尺寸: SR25 安装管径: φ32</p>	 <p>FYB 型下车呼叫按钮 FYB getting-off call button 外形尺寸: 100X37X45 安装管径: φ32</p>
 <p>柔性灌胶LED灯带 (防水, 批量可按要求订制) Flexible irrigation glue LED lamp belt (waterproof, volume and custom made) 截面尺寸: 10.5X12.5</p>	 <p>柔性灌胶LED灯带 (背面3M胶, 批量可按要求订制) Flexible irrigation glue LED lamp belt (3M glue back, volume and custom made) 截面尺寸: 10X3</p>



FY110 通道顶灯
FY110 channel ceiling lamp



FY60 通道顶灯
FY60 channel ceiling lamp



FY装饰条灯(发光二极管)
FY decorative bar lamp (light emitting diode)



FY60A 型通道顶灯
FY60A channel ceiling lamp



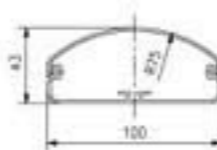
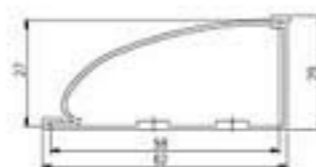
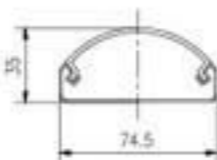
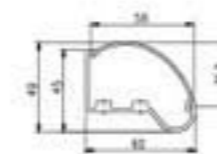
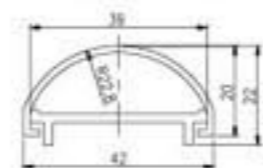
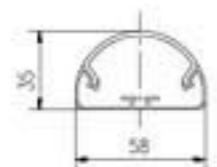
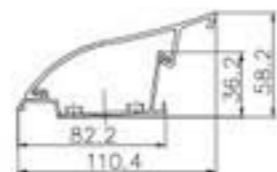
FY80 型通道顶灯
FY80 channel ceiling lamp



FY60B 型通道顶灯
FY60B channel ceiling lamp



FY100 型通道顶灯
FY100 channel ceiling lamp



本公司可承接设计和生产各种发光
二极管线路板(LED)
We design and produce various light-emitting
diode circuit board(LED)



逆变器 C
inverter C



逆变器 D
inverter D



逆变器 B
inverter B



逆变器 A
inverter A



FY650B 型客车防护栏
FY650B car guarding fence



FY800B 防护栏
FY800B guarding fence



FY 卧铺车护栏
FY sleeping passenger car guarding fence



FY760 护栏
FY760 fence



FY 圆护栏
FY round guarding fence



FY 卧铺车鞋箱盒护板
FY sleeping passenger car shoe case guarding fence



FY 卧铺车扶手
FY sleeping passenger car handle



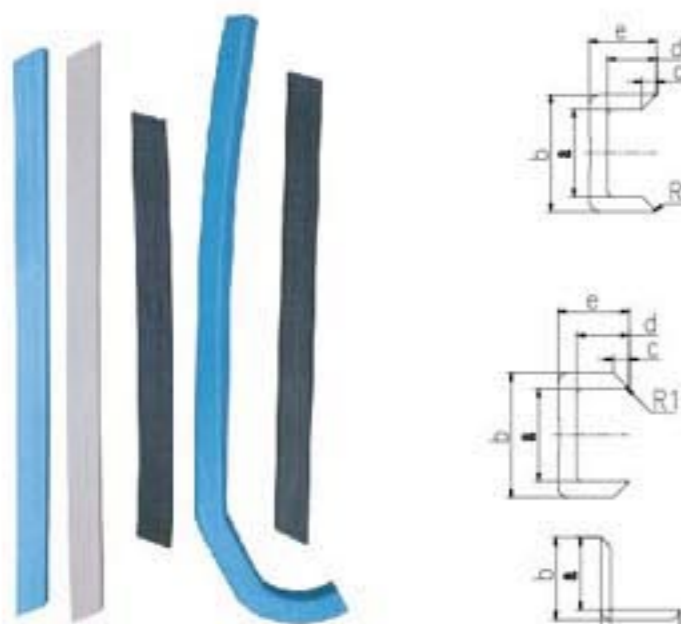
FYA 型扶手
FY A handle



FY 直、弯立柱
FY straight bend standing pale



FY 卧铺车楼梯
FY sleeping passenger car stair



窗立柱

名称	具体尺寸				
	a	b	c	d	e
FY-CLZ01	62	74	10	42	51
FY-CLZ02	79	98	10	47	58
FY-CLZ03	79	98	10	38	49
FY-CLZ04	58	73	10	38	47
FY-CLZ05	59	75	10	35	46
FY-CLZ06	59	75	10	44	55
FY-CLZ07	61	80	10	46	58

窗立柱

名称	具体尺寸				
	a	b	c	d	e
FY-CLZ101	62	73	10	43	48
FY-CLZ202	51	87	10	45	53

窗压条

名称	具体尺寸			
	a	b	c	d
FY-CLT01	45	51	43	49
FY-CLT02	50	58	60	68




FY160 急救箱
FY160 First aid kit
外形尺寸: 250 × 160 × 82
批量可按指定规格订制



FY210 急救箱 (校车标配尺寸)
FY210 First aid kit
(Specialized for school bus)
外形尺寸: 250 × 210 × 210
批量可按指定规格订制



FY265 急救箱
FY265 First aid kit
外形尺寸: 300 × 110 × 265
批量可按指定规格订制



A 型蒸发调速模块盒
Evaporation speed control module box
外形尺寸: 104 × 55.5 × 64.5



A 型冷凝调速模块盒
Condensation speed control module box
外形尺寸: 78 × 74 × 31



FY 拉手A型
FY handle A
外形尺寸: 120 × 37 × 43
安装孔距: 100



座椅扶手 A 型
Seat armrest
外形尺寸: 376 × 65 × 44



FY 拉手 C 型
FY handle C
外形尺寸: 206 × 30 × 60 安装孔距: 176



FY 拉手B型
FY handle B
外形尺寸: 195 × 24 × 40
安装孔距: 155




FY100 型行李仓扣手
FY100 luggage storehouse handle




FY 椭圆型行李仓扣手
FY ellipse luggage storehouse handle




FY160 椭圆拉手
FY160 ellipse handle




FY300 行李仓拉手
FY300 luggage storehouse handle




FY 不锈钢检修盖扣手
FY stainless steel examine & repair cover handle




FY138 行李仓拉手
FY138 luggage storehouse handle




FY 客车移门拉手
FY car moving-door handle




FY132 拉手
FY132 handle



FY500 检修口总成 (螺栓固定)
FY500 maintenance channel assembly
外形尺寸: 498 × 302
开孔尺寸: 352 × 259 (安装面弧度R1200)



FY330A 检修口总成 (螺栓固定)
FY330A maintenance channel assembly
外形尺寸: 330 × 210
开孔尺寸: 287 × 164 (安装面弧度R156)



FY330B 检修口总成 (螺栓固定)
FY330B maintenance channel assembly
外形尺寸: 343 × 207
开孔尺寸: 296 × 159 (安装面弧度R222)



FY400 餐桌板
FY400 table board
外形尺寸: 420 × 200



窗帘挂钩 A
curtain linked A
外形尺寸: 110 × 35 × 35



FY2000 喇叭罩
FY2000 trumpet meshwork
外形尺寸: 椭圆 200 × 120
开孔尺寸: 100 × 100-4-R10
安装面弧度: R800



FY300 餐桌板
FY300 table board
外形尺寸: 330 × 200



窗帘挂钩 B
curtain linked B
外形尺寸: 70 × 35 × 35



FY135 喇叭罩
FY135 trumpet cover
外形尺寸: 134 × 64
安装面弧度: R113



FY76 茶杯架
FY76 teacup rack
外形尺寸: 110 × 100 × 96
茶杯口尺寸: φ 76



窗帘挂钩 C
curtain linked C
外形尺寸: 110 × 43 × 47



孔径有 φ 32、φ 35 两种软型护管
软型护管(颜色可根据要求制作)
Soft plastic protection tube
(color according to customer requirement)



FY70 茶杯架
FY70 teacup rack
外形尺寸: 105 × 75 × 97
茶杯口尺寸: 69 × 69



窗帘挂钩 D
curtain linked D
外形尺寸: 70 × 43 × 47



FY365 网兜
FY365 tuck net
外形尺寸: 365 × 185



本田飞度08款保险杠
Honda Fit 08 fender guard



广本思迪叶子板内衬(左右对称件)
Hiro moto city foliage style lining
(symmetrical parts)



东风本田思域发动机下护板
Honda Civic engine under
protection board



铝护角 A
Aluminum for Kok A
外形尺寸: 77.8 × 77.8 × 25.2



铝护角 B
Aluminum for Kok B
外形尺寸: 75 × 75 × 25.2



铝护角 C
Aluminum for Kok C
外形尺寸: 98 × 84 × 40



螺栓底座
Bolt base
开孔尺寸: φ 47



FY60 铰链
FY60 hinge
宽度: 60



FY 检修口塑料小锁
FY examine & repair hole plastic lock
开孔: φ 20



FY80 型行李仓锁
FY80 luggage storehouse lock
外形尺寸: 100 × 72



FY20 型行李仓锁
FY20 luggage storehouse lock
开孔: φ 20



金属锁
metal lock
开孔: φ 20



A 型按钮锁
A button-lock
开孔尺寸: φ 18



FY20 四方式小锁
FY20 square series lock
外形尺寸: φ 20 × 35



FY φ 24 三角式小锁
FY φ 24 triangle series lock
外形尺寸: φ 24 × 50



博发锁
bofa lock
开孔: φ 23



FY28 旋钮锁
FY28 lock
开孔: 19.5 × 19.5 × 4-R3



FY28 四方式小锁
FY28 square series lock
开孔: 19.5 × 19.5 × 4-R3



FY 锁
FY lock
外形尺寸: φ 62



铝三通 (分 φ 28、φ 32 两种)
Aluminum three link
外形尺寸: φ 64 × 91



铝直通 (分 φ 28、φ 32 两种)
Aluminum straight link
外形尺寸: φ 54 × 89



FY150 扶手支架 (分 φ 32、φ 35 两种)
外形尺寸: φ 54 × 89

拉手、扶手管连接件



高: 165
安装孔距: 66



高: 80
安装孔距: 66



安装孔距: φ 66



中心高度: 40
安装孔距: 70



安装孔距: φ 38



安装孔距: 66



安装孔距: 66



安装孔距: 75



FY φ 70 底座



FY 外形尺寸: 53 × φ 32

